

General Notes

- PLOWED 1000 FT 1-1/4" HDPE CONDUIT
- BORED 500 FT 1-1/4" HDPE CONDUIT
- PROPOSED DROP 400 FT 3/4" CONDUIT

BFOI(48)
325-348
24XD

FIBER SIZE
FIBERS ROUTED IN SHEATH
SPARE XTRA-DEAD IN SHEATH

HH PROPOSED HH

1000/1
HH SM/MED/LARGE
B SPLICE

CABLE ROUTE/HH NUMBER
HANDHOLE SIZE
FIBER SPLICE TYPE

▲ PROPOSED PED

CL CENTERLINE
RW TO RIGHT OF WAY
66' DISTANCE IN FEET

406-407 FIBERS TO DROPS IN HH/PED
(407) FIBER SPLICED TO RES/BUS SITE

MATERIAL LIST

| KEYMAP | Airport 2W |
|-------------------------|------------|
| DESCRIPTION | QTY |
| PLOW 1-1/4IN CONDUIT | 16205 |
| BORE 1-1/4IN CONDUIT | 1605 |
| TRACER WIRE | 17810 |
| 3/4IN ORANGE CONDUIT | 0 |
| SIGN FOR HANDHOLE | 0 |
| MEDIUM HANDHOLE | 15 |
| LARGE HANDHOLE | 0 |
| CABINET HH FOR D SPLICE | 0 |
| A SPLICE | 8 |
| B SPLICE | 0 |
| D SPLICE | 0 |
| CABINET | 0 |
| ENTER EXISTING PED | 1 |

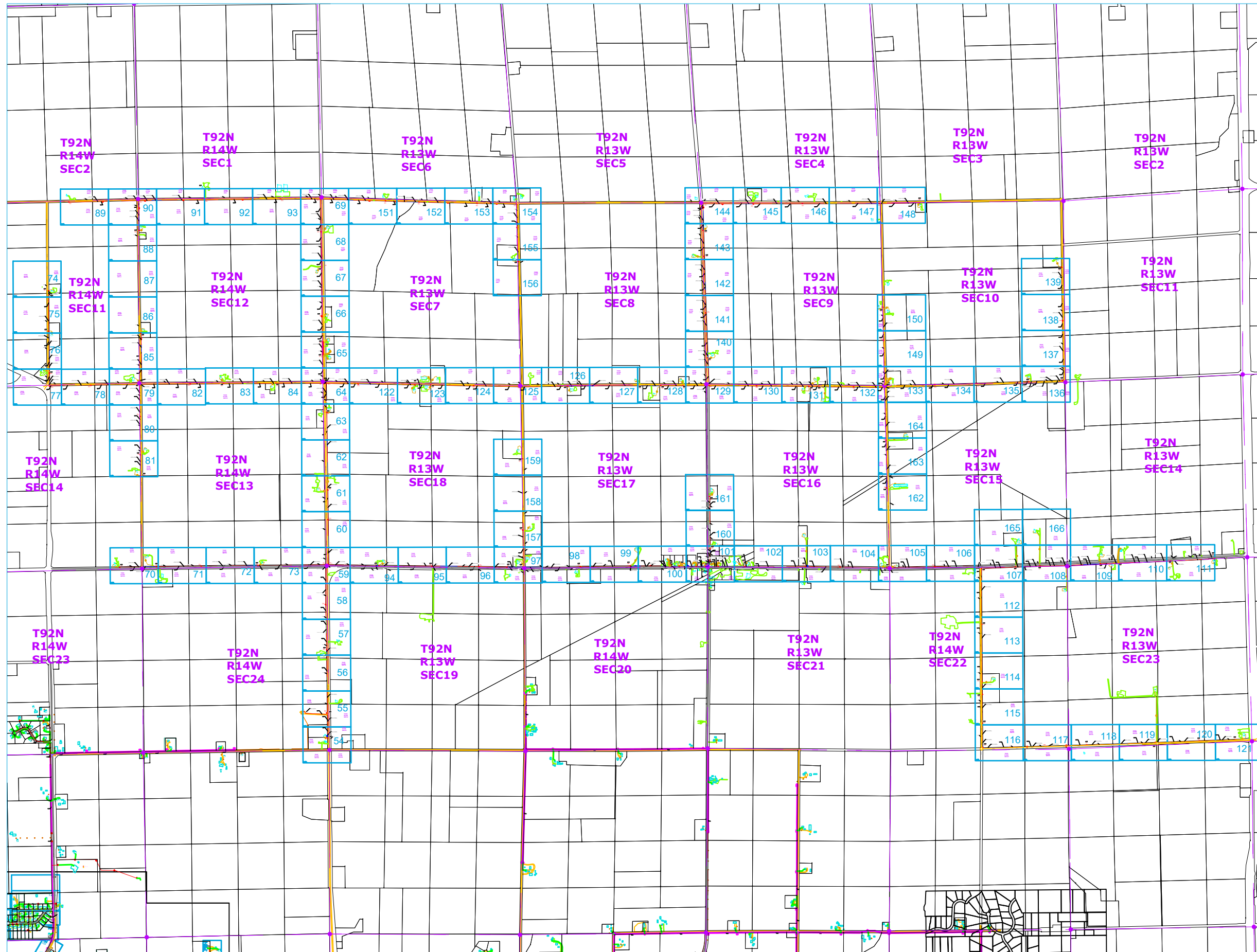
| No. | Revision/Issue | Date |
|-----|----------------|------|
| | | |



Project Name and Address
NOFA7—AIRPORT—AREA

####

| | |
|--------------------------------|--------------------|
| Project Airport West | Sheet 2W |
| Date 12/30/2022 | |
| Scale 1:100 | |



General Notes

- FLOWED 1000 FT 1-1/4" HDPE CONDUIT
- BORED 500 FT 1-1/4" HDPE CONDUIT
- PROPOSED DROP 400 FT 3/4" CONDUIT

BFOI(48)
325-348
24XD

FIBER SIZE
FIBERS ROUTED IN SHEATH
SPARE XTRA-DEAD IN SHEATH

HH PROPOSED HH

4N-110 CABLE ROUTE/HH NUMBER
HH SM/MED/LARGE HANDHOLE SIZE
B SPLICE FIBER SPLICE TYPE

▲ PROPOSED PED

ROW 66' ROW IN FEET

406-407 FIBERS TO DROPS IN HH/PED
(407) FIBER SPLICED TO RES/BUS SITE

MATERIAL LIST

| KEYMAP | Zone 1N |
|-------------------------|---------|
| DESCRIPTION | QTY |
| FLOW 1-1/4IN CONDUIT | 116834 |
| BORE 1-1/4IN CONDUIT | 19937 |
| TRACER WIRE | 136771 |
| 3/4IN ORANGE CONDUIT | 0 |
| SIGN FOR HANDHOLE | 0 |
| MEDIUM HANDHOLE | 99 |
| LARGE HANDHOLE | 17 |
| CABINET HH FOR D SPLICE | 1 |
| A SPLICE | 59 |
| B SPLICE | 33 |
| D SPLICE | 1 |
| CABINET | 1 |

| No. | Revision/Issue | Date |
|-----|----------------|------|
| | | |

Waverly Utilities

Project Name and Address
NOFA7-ZONE 1 NORTH AREA

#####

| | | | |
|---------|------------|-------|-------|
| Project | ##### | Sheet | 1N |
| Date | 12/30/2022 | Scale | 1:100 |

**T91N
R14W
SEC26**

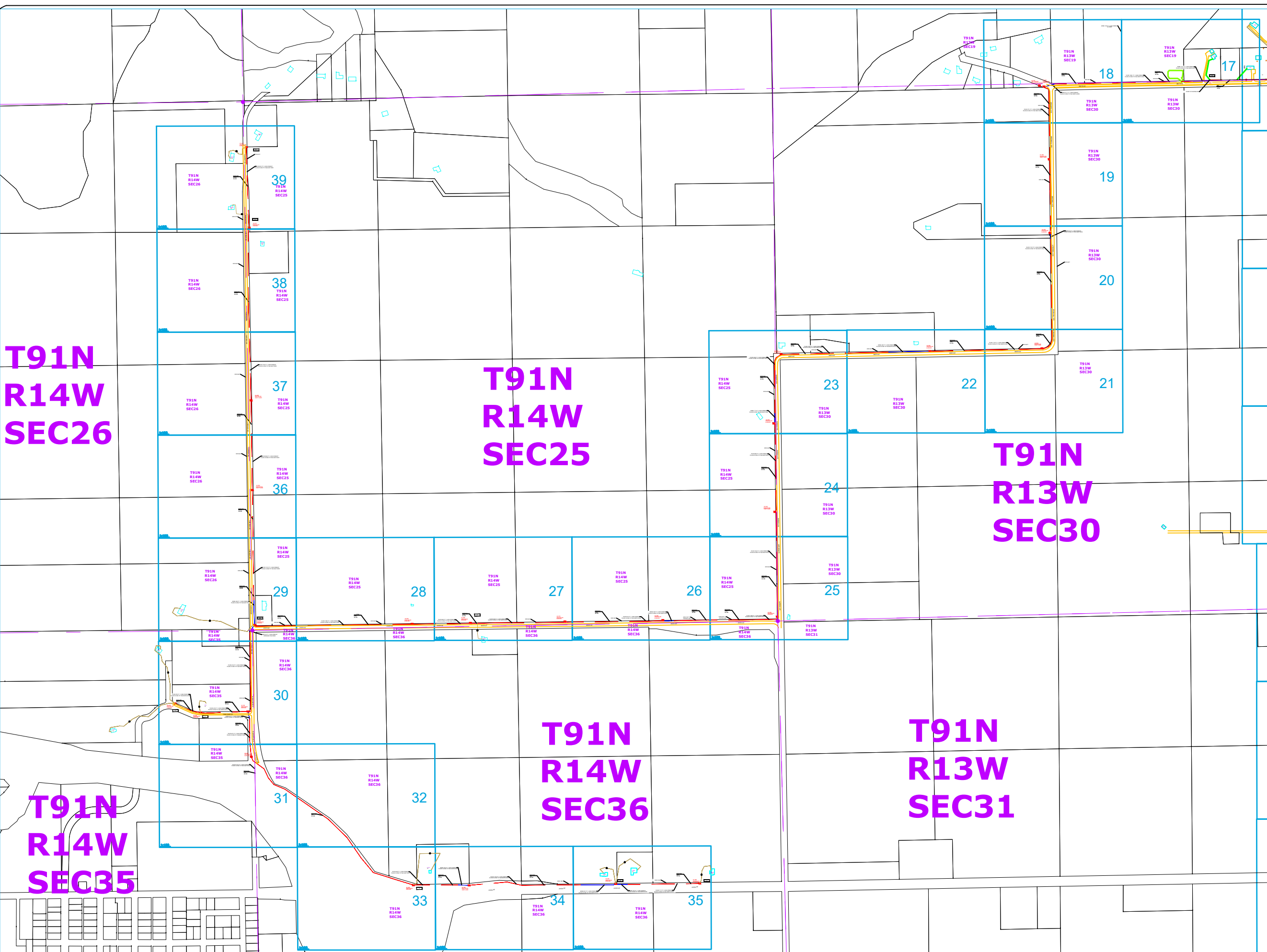
**T91N
R14W
SEC25**

**T91N
R13W
SEC30**

**T91N
R14W
SEC36**

**T91N
R13W
SEC31**

**T91N
R14W
SEC35**



General Notes

- PLOWED 1-1/4" HDPE CONDUIT
- BORED 1-1/4" HDPE CONDUIT
- PROPOSED DROP CONDUIT

**BFOI(48)
325-348
24XD** FIBER SIZE
 FIBERS ROUTED IN SHEATH
 SPARE XTRA-DEAD IN SHEATH

- HH** PROPOSED HH
- 1000/1
HH SM/MED/LARGE
B SPLICE** CABLE ROUTE/HH NUMBER
HANDHOLE SIZE
FIBER SPLICE TYPE
- ▲** PROPOSED PED

ROW XX' RIGHT OF WAY
DISTANCE IN FEET

406-407 FIBERS TO DROPS IN HH/PED
 (407) FIBER SPLICED TO RES/BUS SITE

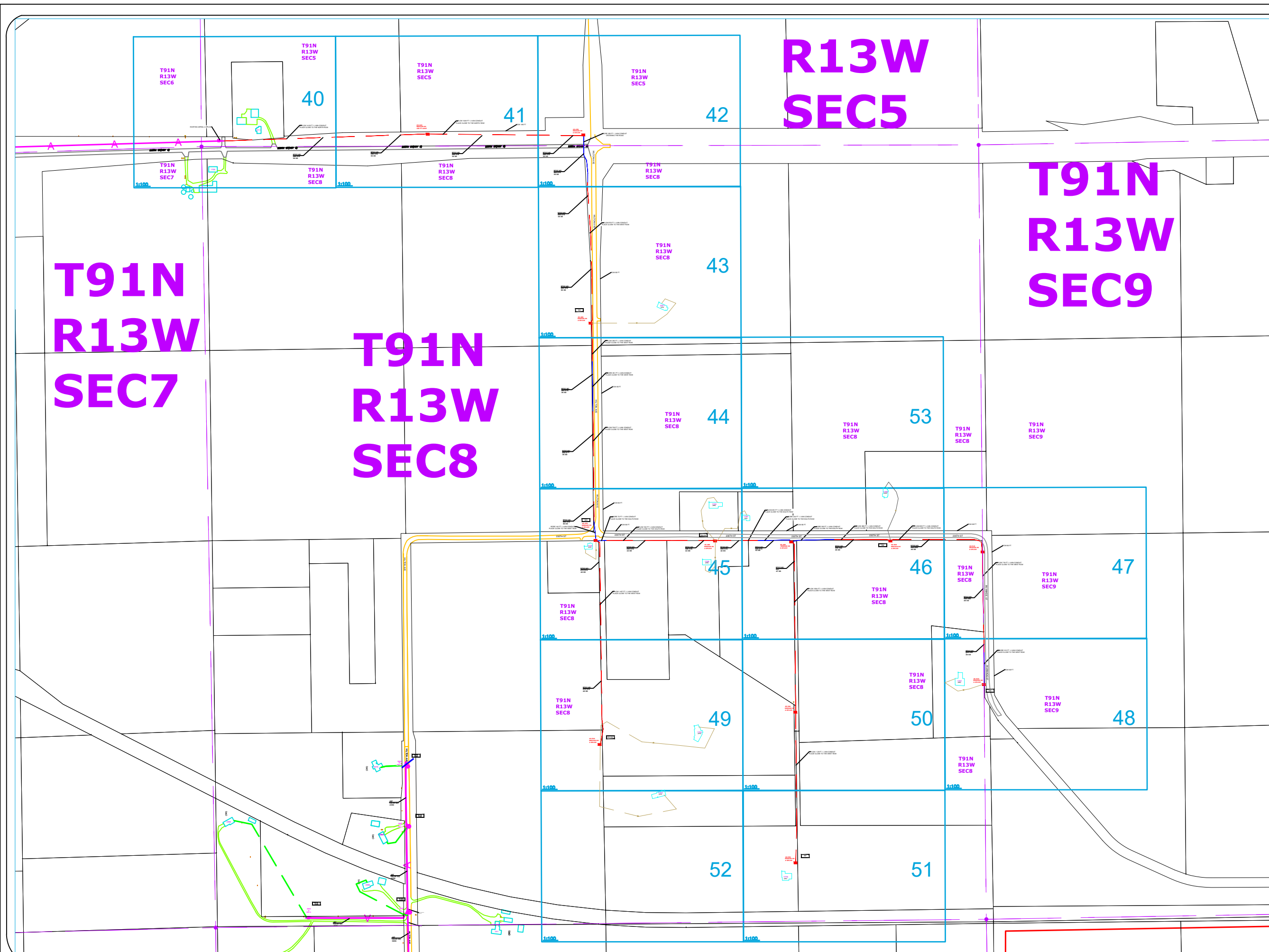
MATERIAL LIST

| KEYMAP | Janesville 4J |
|-------------------------|---------------|
| DESCRIPTION | QTY |
| PLOW 1-1/4IN CONDUIT | 22149 |
| BORE 1-1/4IN CONDUIT | 1882 |
| TRACER WIRE | 24031 |
| 3/4IN ORANGE CONDUIT | 0 |
| SIGN FOR HANDHOLE | 0 |
| MEDIUM HANDHOLE | 22 |
| LARGE HANDHOLE | 0 |
| CABINET HH FOR D SPLICE | 0 |
| A SPLICE | 2 |
| B SPLICE | 14 |
| D SPLICE | 1 |
| CABINET | 1 |

| No. | Revision/Issue | Date |
|-----|----------------|------|
| | | |

Project Name and Address
 Janesville Keymap
 #####
 #####

| | |
|--------------------|-------------|
| Project #### | Sheet 4J |
| Date 12/30/2022 | |
| Scale 1:100 | |



**R13W
SEC5**

**T91N
R13W
SEC9**

**T91N
R13W
SEC7**

**T91N
R13W
SEC8**

General Notes

- PLOWED 1-1/4" HDPE CONDUIT
- BORED 1-1/4" HDPE CONDUIT
- PROPOSED DROP CONDUIT

BFOI(48)
325-348
24XD

FIBER SIZE
FIBERS ROUTED IN SHEATH
SPARE XTRA-DEAD IN SHEATH

HH PROPOSED HH

1000/1 CABLE ROUTE/HH NUMBER
HH SM/MED/LARGE HANDHOLE SIZE
B SPLICE FIBER SPLICE TYPE

PROPOSED PED

ROW XX' RIGHT OF WAY DISTANCE IN FEET

406-407 FIBERS TO DROPS IN HH/PED

(407) FIBER SPLICED TO RES/BUS SITE

MATERIAL LIST

| KEYMAP | East 4S |
|-------------------------|---------|
| DESCRIPTION | QTY |
| PLOW 1-1/4IN CONDUIT | 11064 |
| BORE 1-1/4IN CONDUIT | 1413 |
| TRACER WIRE | 12477 |
| 3/4IN ORANGE CONDUIT | 0 |
| SIGN FOR HANDHOLE | 0 |
| MEDIUM HANDHOLE | 12 |
| LARGE HANDHOLE | 0 |
| CABINET HH FOR D SPLICE | 0 |
| A SPLICE | 11 |
| B SPLICE | 0 |
| D SPLICE | 0 |
| CABINET | 0 |

| No. | Revision/Issue | Date |
|-----|----------------|------|
| | | |

Project Name and Address
4S -East

#####

| | |
|--------------------|-------------|
| Project ##### | Sheet 4S |
| Date 12/30/2022 | |
| Scale 1:100 | |

**T92N
R14W
SEC32**

**T92N
R14W
SEC33**

1

**BFOI(48)
397-408
36 XD**

35TH ST NW

ROW 120FT

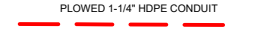
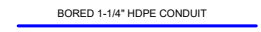

ENTER EXISTING PEDESTAL
48 FIBER

EXISTING 48 FIBER

1505

1:100


General Notes

-  PLOWED 1-1/4" HDPE CONDUIT
-  BORED 1-1/4" HDPE CONDUIT
-  PROPOSED DROP CONDUIT

BFOI(48) FIBER SIZE
325-348 FIBERS ROUTED IN SHEATH
24XD SPARE XTRA-DEAD IN SHEATH

HH PROPOSED HH

1000/1 CABLE ROUTE/HH NUMBER
HH SM/MED/LARGE HANDHOLE SIZE
B SPLICE FIBER SPLICE TYPE

 PROPOSED PED

ROW XX' RIGHT OF WAY
DISTANCE IN FEET

406-407 FIBERS TO DROPS IN HH/PED

(407) FIBER SPLICED TO RES/BUS SITE

MATERIAL LIST

PAGE 1

DESCRIPTION QTY

PLOW 1-1/4IN CONDUIT

BORE 1-1/4IN CONDUIT

TRACER WIRE

3/4IN ORANGE CONDUIT

SIGN FOR HANDHOLE

MEDIUM HANDHOLE

LARGE HANDHOLE

CABINET HH FOR D SPLICE

A SPLICE

B SPLICE

D SPLICE

CABINET

ENTER EXISTING PED 1

| No. | Revision/Issue | Date |
|-----|----------------|------|
| | | |



Project Name and Address
Waverly Utilities NOFA 7

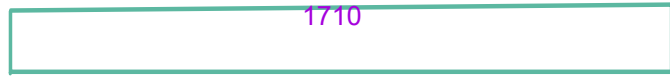
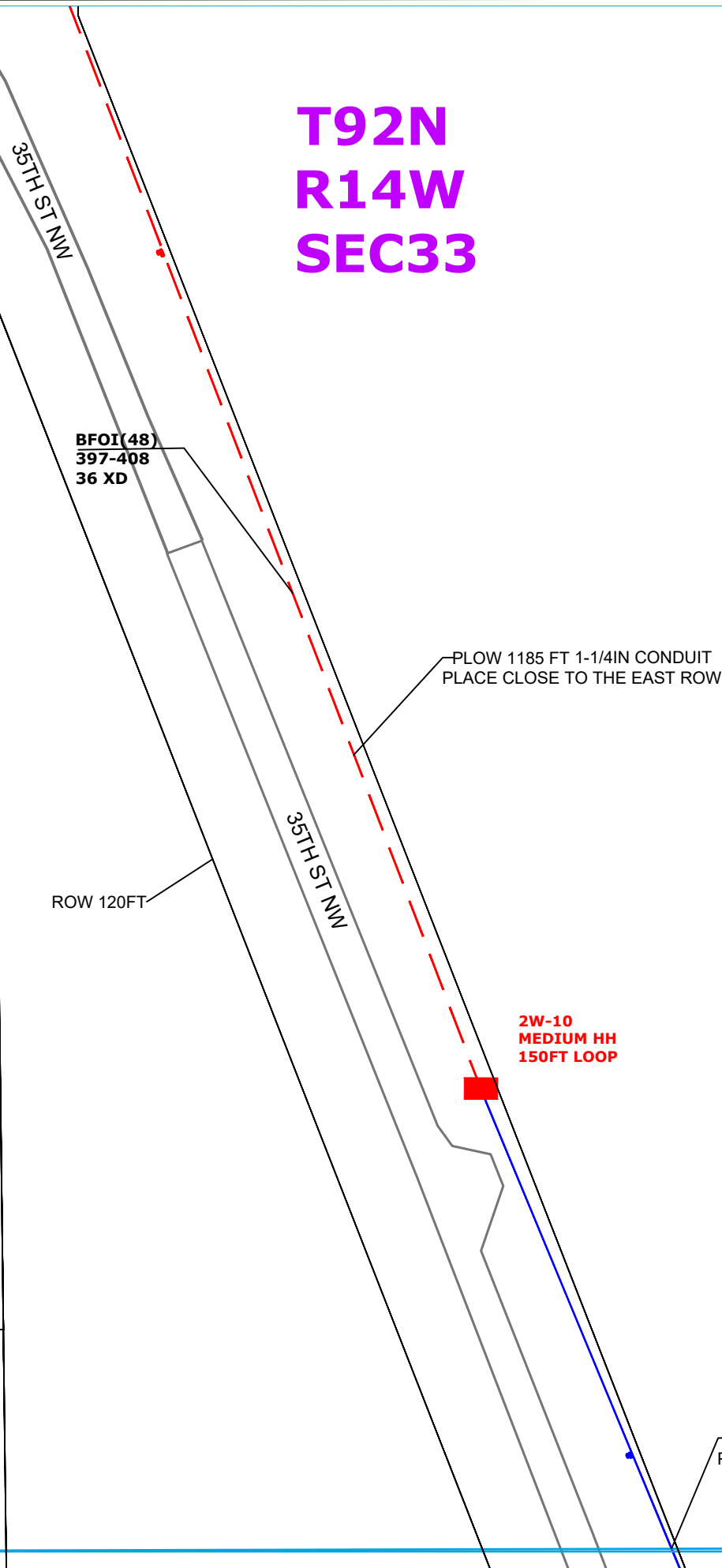
#####

| | |
|--------------------|------------|
| Project ##### | Sheet 1 |
| Date 12/30/2022 | |
| Scale 1:100 | |

**T92N
R14W
SEC32**

**T92N
R14W
SEC33**

2



General Notes

— PLOWED 1-1/4" HDPE CONDUIT

— BORED 1-1/4" HDPE CONDUIT

— PROPOSED DROP CONDUIT

BFOI(48) FIBER SIZE
325-348 FIBERS ROUTED IN SHEATH
24XD SPARE XTRA-DEAD IN SHEATH

HH PROPOSED HH

1000/1 CABLE ROUTE/HH NUMBER
HH SM/MED/LARGE HANDHOLE SIZE
B SPLICE FIBER SPLICE TYPE

▲ PROPOSED PED

ROW XX' RIGHT OF WAY
DISTANCE IN FEET

406-407 FIBERS TO DROPS IN HH/PED

(407) FIBER SPLICED TO RES/BUS SITE

MATERIAL LIST

| DESCRIPTION | QTY |
|-------------------------|------|
| PAGE | 2 |
| DESCRIPTION | QTY |
| PLOW 1-1/4IN CONDUIT | 1185 |
| BORE 1-1/4IN CONDUIT | 521 |
| TRACER WIRE | 1706 |
| 3/4IN ORANGE CONDUIT | |
| SIGN FOR HANDHOLE | 1 |
| MEDIUM HANDHOLE | 1 |
| LARGE HANDHOLE | |
| CABINET HH FOR D SPLICE | |
| A SPLICE | |
| B SPLICE | |
| D SPLICE | |
| CABINET | |

| No. | Revision/Issue | Date |
|-----|----------------|------|
| | | |

Waverly Utilities

Project Name and Address
Waverly Utilities NOFA 7

#####

| | |
|--------------------|------------|
| Project ##### | Sheet 2 |
| Date 12/30/2022 | |
| Scale 1:100 | |

1:100

**T92N
R14W
SEC29**

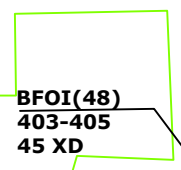
**T92N
R14W
SEC32**

3



218 FT

403-405



1134 FT

2W-20
MEDIUM HH
A SPLICE

210TH ST

ROW 120 FT

General Notes

PLOWED 1-1/4" HDPE CONDUIT
 BORED 1-1/4" HDPE CONDUIT
 PROPOSED DROP CONDUIT

BFOI(48) FIBER SIZE
325-348 FIBERS ROUTED IN SHEATH
24XD SPARE XTRA-DEAD IN SHEATH

HH PROPOSED HH
1000/1 CABLE ROUTE/HH NUMBER
HH SM/MED/LARGE HANDHOLE SIZE
B SPLICE FIBER SPLICE TYPE

PROPOSED PED

ROW XX' RIGHT OF WAY DISTANCE IN FEET

406-407 FIBERS TO DROPS IN HH/PED
(407) FIBER SPLICED TO RES/BUS SITE

MATERIAL LIST

| | |
|-------------------------|------|
| PAGE | 3 |
| DESCRIPTION | QTY |
| PLOW 1-1/4IN CONDUIT | |
| BORE 1-1/4IN CONDUIT | |
| TRACER WIRE | |
| 3/4IN ORANGE CONDUIT | 1352 |
| SIGN FOR HANDHOLE | |
| MEDIUM HANDHOLE | 1 |
| LARGE HANDHOLE | |
| CABINET HH FOR D SPLICE | |
| A SPLICE | 1 |
| B SPLICE | |
| D SPLICE | |
| CABINET | |

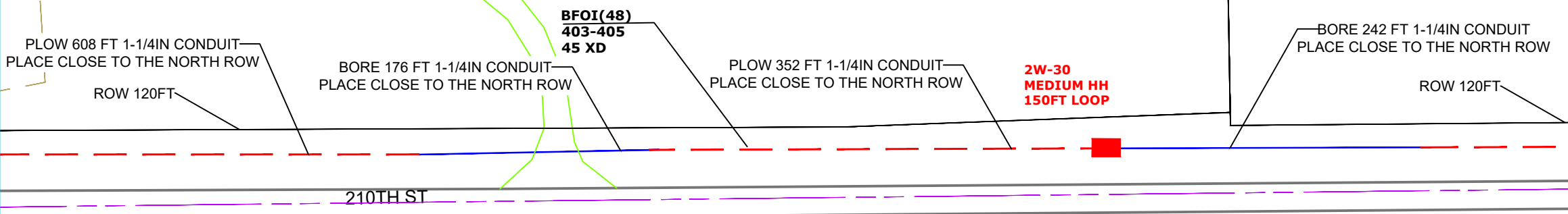
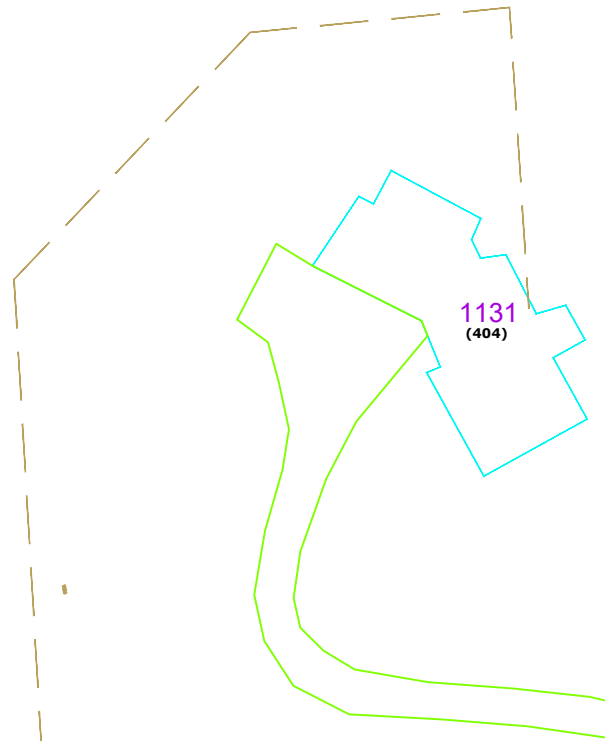
| No. | Revision/Issue | Date |
|-----|----------------|------|
| | | |

Project Name and Address
 #####
 #####
 #####

| | | | |
|---------|------------|-------|---|
| Project | #### | Sheet | 3 |
| Date | 12/30/2022 | | |
| Scale | 1:100 | | |

1:100

**T92N
R14W
SEC29**



**T92N
R14W
SEC32**

4

1:100

General Notes

- PLOWED 1-1/4" HDPE CONDUIT
- BORED 1-1/4" HDPE CONDUIT
- PROPOSED DROP CONDUIT
- BFOI(48)**
325-348
24XD FIBER SIZE
FIBERS ROUTED IN SHEATH
SPARE XTRA-DEAD IN SHEATH
- HH** PROPOSED HH
- 1000/1**
HH SM/MED/LARGE
B SPLICE CABLE ROUTE/HH NUMBER
HANDHOLE SIZE
FIBER SPLICE TYPE
- PROPOSED PED
- ROW XX' RIGHT OF WAY
DISTANCE IN FEET
- 406-407** FIBERS TO DROPS IN HHPED
- (407)** FIBER SPLICED TO RES/BUS SITE

MATERIAL LIST

| DESCRIPTION | QTY |
|-------------------------|------|
| PAGE | 4 |
| PLOW 1-1/4IN CONDUIT | 960 |
| BORE 1-1/4IN CONDUIT | 418 |
| TRACER WIRE | 1378 |
| 3/4IN ORANGE CONDUIT | |
| SIGN FOR HANDHOLE | |
| MEDIUM HANDHOLE | 1 |
| LARGE HANDHOLE | |
| CABINET HH FOR D SPLICE | |
| A SPLICE | |
| B SPLICE | |
| D SPLICE | |
| CABINET | |

| No. | Revision/Issue | Date |
|-----|----------------|------|
| | | |



Project Name and Address

#####

| | |
|--------------------|------------|
| Project ##### | Sheet 4 |
| Date 12/30/2022 | |
| Scale 1:100 | |

**T92N
R14W
SEC29**

**T92N
R14W
SEC32**

5

PLow 899 FT 1-1/4IN CONDUIT
PLACE CLOSE TO THE NORTH ROW

**BFOI(48)
403-405
45 XD**

**2W-40
MEDIUM HH
150FT LOOP**





**BFOI(48)
403-405
45 XD**

ROW 120FT

PLow 1516 FT 1-1/4IN CONDUIT
CLOSE TO THE NORTH ROW LINE

210TH ST

General Notes

-  PLOWED 1-1/4" HDPE CONDUIT
-  BORED 1-1/4" HDPE CONDUIT
-  PROPOSED DROP CONDUIT
- BFOI(48)** FIBER SIZE
325-348 FIBERS ROUTED IN SHEATH
24XD SPARE XTRA-DEAD IN SHEATH
- HH** PROPOSED HH
- 1000/1** CABLE ROUTE/HH NUMBER
HH SM/MED/LARGE HANDHOLE SIZE
B SPLICE FIBER SPLICE TYPE
-  PROPOSED PED
- ROW XX' RIGHT OF WAY
DISTANCE IN FEET
- 406-407** FIBERS TO DROPS IN HH/PEP
- (407) FIBER SPLICED TO RES/BUS SITE

MATERIAL LIST

| PAGE | QTY |
|-------------------------|------|
| DESCRIPTION | |
| PLOW 1-1/4IN CONDUIT | 2415 |
| BORE 1-1/4IN CONDUIT | |
| TRACER WIRE | 2415 |
| 3/4IN ORANGE CONDUIT | |
| SIGN FOR HANDHOLE | |
| MEDIUM HANDHOLE | 1 |
| LARGE HANDHOLE | |
| CABINET HH FOR D SPLICE | |
| A SPLICE | |
| B SPLICE | |
| D SPLICE | |
| CABINET | |

| No. | Revision/Issue | Date |
|-----|----------------|------|
| | | |



Project Name and Address

#####

| | | | |
|---------|------------|-------|---|
| Project | #### | Sheet | 5 |
| Date | 12/30/2022 | | |
| Scale | 1:100 | | |

1:100

**T92N
R14W
SEC29**

**T92N
R14W
SEC28**

**T92N
R14W
SEC32**

**T92N
R14W
SEC33**

6

CASPER AVE

ROW 120FT

ROW 120FT

**BFOI(48)
403-405
45 XD**

BORE 152 FT 1-1/4IN CONDUIT
PLACE CLOSE TO THE NORTH ROW

**BFOI(48)
406-407
46 XD**

ROW 66FT

**2W-50
MEDIUM HH
A SPLICE**

22ND AVE

BORE 90 FT 1-1/4IN CONDUIT
PLACE CLOSE TO THE EAST ROW

35TH ST NW

**BFOI(48)
397-408
36 XD**

35TH ST NW

1:100

General Notes

— PLOWED 1-1/4" HDPE CONDUIT

— BORED 1-1/4" HDPE CONDUIT

— PROPOSED DROP CONDUIT

BFOI(48) FIBER SIZE
325-348 FIBERS ROUTED IN SHEATH
24XD SPARE XTRA-DEAD IN SHEATH

HH PROPOSED HH

1000/1 CABLE ROUTE/HH NUMBER
HH SM/MED/LARGE HANDHOLE SIZE
B SPLICE FIBER SPLICE TYPE

▲ PROPOSED PED

ROW XX' RIGHT OF WAY
DISTANCE IN FEET

406-407 FIBERS TO DROPS IN HH/PED

(407) FIBER SPLICED TO RES/BUS SITE

MATERIAL LIST

| PAGE | QTY |
|-------------------------|-----|
| DESCRIPTION | |
| PLOW 1-1/4IN CONDUIT | |
| BORE 1-1/4IN CONDUIT | 242 |
| TRACER WIRE | 242 |
| 3/4IN ORANGE CONDUIT | |
| SIGN FOR HANDHOLE | |
| MEDIUM HANDHOLE | 1 |
| LARGE HANDHOLE | |
| CABINET HH FOR D SPLICE | |
| A SPLICE | 1 |
| B SPLICE | |
| D SPLICE | |
| CABINET | |

| No. | Revision/Issue | Date |
|-----|----------------|------|
| | | |



Project Name and Address
#####

| | |
|--------------------|------------|
| Project ##### | Sheet 6 |
| Date 12/30/2022 | |
| Scale 1:100 | |

**T92N
R14W
SEC28**

**BFOI(48)
406-407
46 XD**

PLOW 1349 FT 1-1/4IN CONDUIT
PLACE CLOSE TO THE NORTH ROW

ROW 66FT

**2W-60
MEDIUM HH
150FT LOOP**

**BFOI(48)
406-407
46 XD**





22ND AVE NW

**T92N
R14W
SEC33**

7

1:100

General Notes

-  PLOWED 1-1/4" HDPE CONDUIT
-  BORED 1-1/4" HDPE CONDUIT
-  PROPOSED DROP CONDUIT
- BFOI(48)** FIBER SIZE
325-348 FIBERS ROUTED IN SHEATH
24XD SPARE XTRA-DEAD IN SHEATH
- HH** PROPOSED HH
- 1000/1** CABLE ROUTE/HH NUMBER
HH SM/MED/LARGE HANDHOLE SIZE
B SPLICE FIBER SPLICE TYPE
-  PROPOSED PED
- ROW XX' RIGHT OF WAY DISTANCE IN FEET
- 406-407** FIBERS TO DROPS IN HH/PED
- (407) FIBER SPLICED TO RES/BUS SITE

MATERIAL LIST

| PAGE | QTY |
|-------------------------|------|
| DESCRIPTION | |
| PLOW 1-1/4IN CONDUIT | 1349 |
| BORE 1-1/4IN CONDUIT | |
| TRACER WIRE | 1349 |
| 3/4IN ORANGE CONDUIT | |
| SIGN FOR HANDHOLE | |
| MEDIUM HANDHOLE | 1 |
| LARGE HANDHOLE | |
| CABINET HH FOR D SPLICE | |
| A SPLICE | |
| B SPLICE | |
| D SPLICE | |
| CABINET | |

| No. | Revision/Issue | Date |
|-----|----------------|------|
| | | |

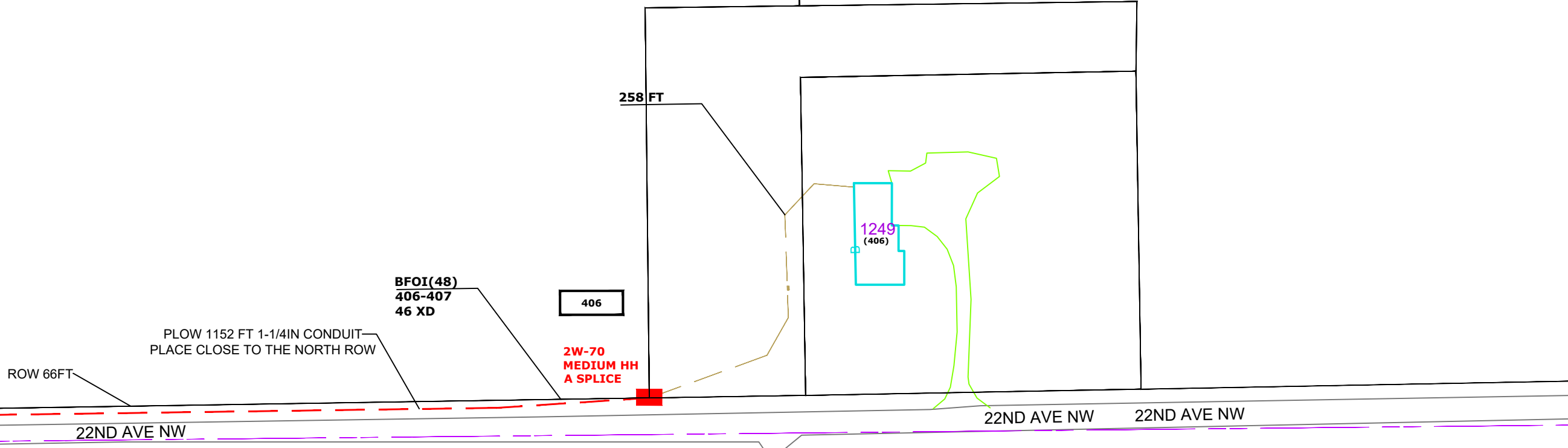


Project Name and Address
#####

| | | | |
|---------|------------|-------|---|
| Project | #### | Sheet | 7 |
| Date | 12/30/2022 | | |
| Scale | 1:100 | | |

**T92N
R14W
SEC28**

**T92N
R14W
SEC33**



General Notes

- PLOWED 1-1/4" HDPE CONDUIT
- BORED 1-1/4" HDPE CONDUIT
- PROPOSED DROP CONDUIT

BFOI(48) FIBER SIZE
325-348 FIBERS ROUTED IN SHEATH
24XD SPARE XTRA-DEAD IN SHEATH

HH PROPOSED HH

1000/1 CABLE ROUTE/HH NUMBER
HH SM/MED/LARGE HANDHOLE SIZE
B SPLICE FIBER SPLICE TYPE

▲ PROPOSED PED

ROW XX' RIGHT OF WAY DISTANCE IN FEET

406-407 FIBERS TO DROPS IN HH/PED

(407) FIBER SPLICED TO RES/BUS SITE

MATERIAL LIST

| DESCRIPTION | QTY |
|-------------------------|------|
| PAGE | 8 |
| PLOW 1-1/4IN CONDUIT | 1152 |
| BORE 1-1/4IN CONDUIT | |
| TRACER WIRE | 1152 |
| 3/4IN ORANGE CONDUIT | |
| SIGN FOR HANDHOLE | |
| MEDIUM HANDHOLE | 1 |
| LARGE HANDHOLE | |
| CABINET HH FOR D SPLICE | |
| A SPLICE | 1 |
| B SPLICE | |
| D SPLICE | |
| CABINET | |

| No. | Revision/Issue | Date |
|-----|----------------|------|
| | | |



Project Name and Address
#####

| | |
|--------------------|------------|
| Project ##### | Sheet 8 |
| Date 12/30/2022 | |
| Scale 1:100 | |

8

1:100

BFOI(48)
397-402
42 XD

ROW 120FT

CASPER AVE

PLOW 1683 FT 1-1/4IN CONDUIT
PLACE CLOSE TO THE EAST ROW

BFOI(48)
397-402
42 XD

T92N
R14W
SEC29

9

T92N
R14W
SEC28

General Notes

- PLOWED 1-1/4" HDPE CONDUIT
- BORED 1-1/4" HDPE CONDUIT
- PROPOSED DROP CONDUIT

BFOI(48)
325-348
24XD FIBER SIZE
FIBERS ROUTED IN SHEATH
SPARE XTRA-DEAD IN SHEATH

HH PROPOSED HH

1000 / 1 CABLE ROUTE/HH NUMBER
HH SM/MED/LARGE HANDHOLE SIZE
B SPLICE FIBER SPLICE TYPE

▲ PROPOSED PED

ROW XX' RIGHT OF WAY
DISTANCE IN FEET

406-407 FIBERS TO DROPS IN HH/PED

(407) FIBER SPLICED TO RES/BUS SITE

MATERIAL LIST

| | |
|-------------------------|------|
| PAGE | 9 |
| DESCRIPTION | QTY |
| PLOW 1-1/4IN CONDUIT | 1683 |
| BORE 1-1/4IN CONDUIT | |
| TRACER WIRE | 1683 |
| 3/4IN ORANGE CONDUIT | |
| SIGN FOR HANDHOLE | |
| MEDIUM HANDHOLE | |
| LARGE HANDHOLE | |
| CABINET HH FOR D SPLICE | |
| A SPLICE | |
| B SPLICE | |
| D SPLICE | |
| CABINET | |

| No. | Revision/Issue | Date |
|-----|----------------|------|
| | | |



Project Name and Address

#####

| | | | |
|---------|------------|-------|---|
| Project | ##### | Sheet | 9 |
| Date | 12/30/2022 | | |
| Scale | 1:100 | | |

**T92N
R14W
SEC29**

**T92N
R14W
SEC28
10**

**BFOI(48)
397-402
42 XD**

205TH ST

**2W-90
MEDIUM HH
A SPLICE**

PLOW 960 FT 1-1/4IN CONDUIT
PLACE CLOSE TO THE SOUTH ROW

ROW 120FT

CASPER AVE

PLOW 681 FT 1-1/4IN CONDUIT
PLACE CLOSE TO THE EAST ROW

364 FT

BORE 201 FT 1-1/4IN CONDUIT
PLACE CLOSE TO THE EAST ROW

310 FT

2065
(402)

2072
(401)

401-402

**2W-80
MEDIUM HH
A SPLICE**

General Notes

- PLOWED 1-1/4" HDPE CONDUIT
- BORED 1-1/4" HDPE CONDUIT
- PROPOSED DROP CONDUIT

BFOI(48) FIBER SIZE
325-348 FIBERS ROUTED IN SHEATH
24XD SPARE XTRA-DEAD IN SHEATH

HH PROPOSED HH
1000/1 CABLE ROUTE/HH NUMBER
HH SM/MED/LARGE HANDHOLE SIZE
B SPLICE FIBER SPLICE TYPE

▲ PROPOSED PED

ROW XX' RIGHT OF WAY DISTANCE IN FEET

406-407 FIBERS TO DROPS IN HH/PED

(407) FIBER SPLICED TO RES/BUS SITE

MATERIAL LIST

| PAGE | QTY |
|-------------------------|------|
| DESCRIPTION | |
| PLOW 1-1/4IN CONDUIT | 1641 |
| BORE 1-1/4IN CONDUIT | 201 |
| TRACER WIRE | 1842 |
| 3/4IN ORANGE CONDUIT | |
| SIGN FOR HANDHOLE | |
| MEDIUM HANDHOLE | 2 |
| LARGE HANDHOLE | |
| CABINET HH FOR D SPLICE | |
| A SPLICE | 2 |
| B SPLICE | |
| D SPLICE | |
| CABINET | |

| No. | Revision/Issue | Date |
|-----|----------------|------|
| | | |



Project Name and Address

#####

| | | | |
|---------|------------|-------|----|
| Project | #### | Sheet | 10 |
| Date | 12/30/2022 | | |
| Scale | 1:100 | | |

1:100

T92N
R14W
SEC28

269 FT

1231
(400)

BFOI(48)
400
47 XD

ROW 100FT

206TH ST

2W-100
MEDIUM HH
A SPLICE

400

T92N
R14W
SEC28

11

1:100

General Notes

— PLOWED 1-1/4" HDPE CONDUIT

— BORED 1-1/4" HDPE CONDUIT

— PROPOSED DROP CONDUIT

BFOI(48) FIBER SIZE
325-348 FIBERS ROUTED IN SHEATH
24XD SPARE XTRA-DEAD IN SHEATH

HH PROPOSED HH

1000/1 CABLE ROUTE/HH NUMBER
HH SM/MED/LARGE HANDHOLE SIZE
B SPLICE FIBER SPLICE TYPE

▲ PROPOSED PED

ROW XX' RIGHT OF WAY DISTANCE IN FEET

406-407 FIBERS TO DROPS IN HH/PED

(407) FIBER SPLICED TO RES/BUS SITE

MATERIAL LIST

| PAGE | QTY |
|-------------------------|-----|
| DESCRIPTION | |
| PLOW 1-1/4IN CONDUIT | |
| BORE 1-1/4IN CONDUIT | |
| TRACER WIRE | |
| 3/4IN ORANGE CONDUIT | |
| SIGN FOR HANDHOLE | |
| MEDIUM HANDHOLE | 1 |
| LARGE HANDHOLE | |
| CABINET HH FOR D SPLICE | |
| A SPLICE | 1 |
| B SPLICE | |
| D SPLICE | |
| CABINET | |

| No. | Revision/Issue | Date |
|-----|----------------|------|
| | | |



Project Name and Address

#####

| | | | |
|---------|------------|-------|----|
| Project | #### | Sheet | 11 |
| Date | 12/30/2022 | | |
| Scale | 1:100 | | |

**T92N
R14W
SEC29**

**T92N
R14W
SEC28**

12

BFOI(48)
397-399
45 XD

CASPER AVE

ROW 120FT

PLOW 1284 FT 1-1/4IN CONDUIT
PLACE CLOSE TO THE EAST ROW


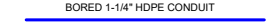



BORE 100 FT 1-1/4IN CONDUIT
PLACE CLOSE TO THE EAST ROW

ROW 100FT

BFOI(48)
400
47 XD

1:100

General Notes

-  PLOWED 1-1/4" HDPE CONDUIT
-  BORED 1-1/4" HDPE CONDUIT
-  PROPOSED DROP CONDUIT
- BFOI(48)**
325-348
24XD FIBER SIZE
FIBERS ROUTED IN SHEATH
SPARE XTRA-DEAD IN SHEATH
- HH** PROPOSED HH
-  PROPOSED HH
- 1000/1** CABLE ROUTE/HH NUMBER
HH SM/MED/LARGE HANDHOLE SIZE
B SPLICE FIBER SPLICE TYPE
-  PROPOSED PED
- ROW XX' RIGHT OF WAY
DISTANCE IN FEET
- 406-407** FIBERS TO DROPS IN HHPED
- (407) FIBER SPLICED TO RES/BUS SITE

MATERIAL LIST

| PAGE | QTY |
|-------------------------|------|
| DESCRIPTION | |
| PLOW 1-1/4IN CONDUIT | 1284 |
| BORE 1-1/4IN CONDUIT | 100 |
| TRACER WIRE | 1384 |
| 3/4IN ORANGE CONDUIT | |
| SIGN FOR HANDHOLE | |
| MEDIUM HANDHOLE | |
| LARGE HANDHOLE | |
| CABINET HH FOR D SPLICE | |
| A SPLICE | |
| B SPLICE | |
| D SPLICE | |
| CABINET | |

| No. | Revision/Issue | Date |
|-----|----------------|------|
| | | |



Project Name and Address

#####

| | | | |
|---------|------------|-------|----|
| Project | #### | Sheet | 12 |
| Date | 12/30/2022 | | |
| Scale | 1:100 | | |

**T92N
R14W
SEC29**

CASPER AVE

ROW 120FT

**BFOI(48)
397-399
45 XD**

PLOW 1291 FT 1-1/4IN CONDUIT
PLACE CLOSE TO THE EAST ROW




**2W-110
MEDIUM HH
150FT LOOP**

**T92N
R14W
SEC28**

13

1:100

General Notes

-  PLOWED 1-1/4" HDPE CONDUIT
-  BORED 1-1/4" HDPE CONDUIT
-  PROPOSED DROP CONDUIT

BFOI(48) FIBER SIZE
325-348 FIBERS ROUTED IN SHEATH
24XD SPARE XTRA-DEAD IN SHEATH

HH PROPOSED HH
1000/1 CABLE ROUTE/HH NUMBER
HH SM/MED/LARGE HANDHOLE SIZE
B SPLICE FIBER SPLICE TYPE

 PROPOSED PED

ROW XX' RIGHT OF WAY DISTANCE IN FEET

406-407 FIBERS TO DROPS IN HH/PEP

(407) FIBER SPLICED TO RES/BUS SITE

MATERIAL LIST

| DESCRIPTION | QTY |
|-------------------------|------|
| PLOW 1-1/4IN CONDUIT | 1291 |
| BORE 1-1/4IN CONDUIT | |
| TRACER WIRE | 1291 |
| 3/4IN ORANGE CONDUIT | |
| SIGN FOR HANDHOLE | |
| MEDIUM HANDHOLE | 1 |
| LARGE HANDHOLE | |
| CABINET HH FOR D SPLICE | |
| A SPLICE | |
| B SPLICE | |
| D SPLICE | |
| CABINET | |

| No. | Revision/Issue | Date |
|-----|----------------|------|
| | | |



Project Name and Address
#####

| | | | |
|---------|------------|-------|----|
| Project | ##### | Sheet | 13 |
| Date | 12/30/2022 | | |
| Scale | 1:100 | | |

**T92N
R14W
SEC20**

ROW 66FT

397

PLOW 660 FT 1-1/4IN CONDUIT
PLACE CLOSE TO THE SOUTH ROW

BFOI(48)
397-399
45 XD

BFOI(48)
397-399
45 XD

200TH ST

2W-150
MEDIUM HH
A SPLICE

207 FT

1140
(397)

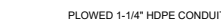


2W-140
MEDIUM HH
150FT LOOP

14

**T92N
R14W
SEC29**


1:100

General Notes

-  PLOWED 1-1/4" HDPE CONDUIT
-  BORED 1-1/4" HDPE CONDUIT
-  PROPOSED DROP CONDUIT

BFOI(48) FIBER SIZE
325-348 FIBERS ROUTED IN SHEATH
24XD SPARE XTRA-DEAD IN SHEATH

HH PROPOSED HH
1000/1 CABLE ROUTE/HH NUMBER
HH SM/MED/LARGE HANDHOLE SIZE
B SPLICE FIBER SPLICE TYPE

 PROPOSED PED

ROW XX' RIGHT OF WAY
DISTANCE IN FEET

406-407 FIBERS TO DROPS IN HHPED

(407) FIBER SPLICED TO RES/BUS SITE

MATERIAL LIST

| PAGE | QTY |
|-------------------------|-----|
| DESCRIPTION | |
| PLOW 1-1/4IN CONDUIT | 660 |
| BORE 1-1/4IN CONDUIT | |
| TRACER WIRE | 660 |
| 3/4IN ORANGE CONDUIT | |
| SIGN FOR HANDHOLE | |
| MEDIUM HANDHOLE | 2 |
| LARGE HANDHOLE | |
| CABINET HH FOR D SPLICE | |
| A SPLICE | 1 |
| B SPLICE | |
| D SPLICE | |
| CABINET | |

| No. | Revision/Issue | Date |
|-----|----------------|------|
| | | |



Project Name and Address

#####

| | | | |
|---------|------------|-------|----|
| Project | ##### | Sheet | 14 |
| Date | 12/30/2022 | | |
| Scale | 1:100 | | |

**T92N
R14W
SEC20**

**BFOI(48)
397-399
45 XD**

**BFOI(48)
397-399
45 XD**

PLOW 1165 FT 1-1/4IN CONDUIT
PLACE CLOSE TO THE SOUTH ROW

ROW 66FT

PLOW 1420 FT 1-1/4IN CONDUIT
PLACE CLOSE TO THE SOUTH ROW

200TH ST


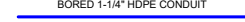

**2W-130
MEDIUM HH
150FT LOOP**

**T92N
R14W
SEC29**

15

1:100

General Notes

-  PLOWED 1-1/4" HDPE CONDUIT
-  BORED 1-1/4" HDPE CONDUIT
-  PROPOSED DROP CONDUIT

BFOI(48) FIBER SIZE
325-348 FIBERS ROUTED IN SHEATH
24XD SPARE XTRA-DEAD IN SHEATH

HH PROPOSED HH
1000/1 CABLE ROUTE/HH NUMBER
HH SM/MED/LARGE HANDHOLE SIZE
B SPLICE FIBER SPLICE TYPE

 PROPOSED PED

ROW XX' RIGHT OF WAY
DISTANCE IN FEET

406-407 FIBERS TO DROPS IN HH/PED

(407) FIBER SPLICED TO RES/BUS SITE

MATERIAL LIST

| | |
|-------------------------|------|
| PAGE | 15 |
| DESCRIPTION | QTY |
| PLOW 1-1/4IN CONDUIT | 2585 |
| BORE 1-1/4IN CONDUIT | |
| TRACER WIRE | 2585 |
| 3/4IN ORANGE CONDUIT | |
| SIGN FOR HANDHOLE | |
| MEDIUM HANDHOLE | 1 |
| LARGE HANDHOLE | |
| CABINET HH FOR D SPLICE | |
| A SPLICE | |
| B SPLICE | |
| D SPLICE | |
| CABINET | |

| No. | Revision/Issue | Date |
|-----|----------------|------|
| | | |



Project Name and Address

#####

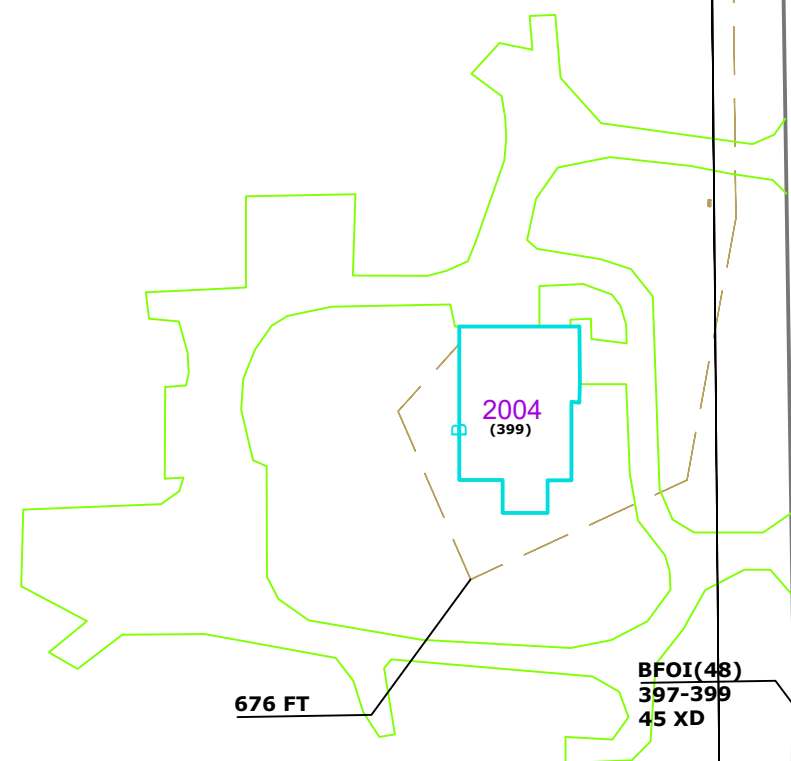
| | | | |
|---------|------------|-------|----|
| Project | #### | Sheet | 15 |
| Date | 12/30/2022 | | |
| Scale | 1:100 | | |

**T92N
R14W
SEC20**

**T92N
R14W
SEC21**

ROW 66FT
BFOI(48)
397-399
45 XD
BORE 123 FT 1-1/4IN CONDUIT
PLACE CLOSE TO THE SOUTH ROW
200TH ST

**T92N
R14W
SEC29**



676 FT
BFOI(48)
397-399
45 XD

399

2W-120
MEDIUM HH
A SPLICE

ROW 120FT

CASPER AVE

16

**T92N
R14W
SEC28**

1:100

General Notes

PLOWED 1-1/4" HDPE CONDUIT
 BORED 1-1/4" HDPE CONDUIT
 PROPOSED DROP CONDUIT

BFOI(48) FIBER SIZE
325-348 FIBERS ROUTED IN SHEATH
24XD SPARE XTRA-DEAD IN SHEATH

HH PROPOSED HH
1000/1 CABLE ROUTE/HH NUMBER
HH SM/MED/LARGE HANDHOLE SIZE
B SPLICE FIBER SPLICE TYPE

PROPOSED PED

ROW XX' RIGHT OF WAY
 DISTANCE IN FEET

406-407 FIBERS TO DROPS IN HH/PED
 (407) FIBER SPLICED TO RES/BUS SITE

MATERIAL LIST

| PAGE | QTY |
|-------------------------|-----|
| DESCRIPTION | |
| PLOW 1-1/4IN CONDUIT | |
| BORE 1-1/4IN CONDUIT | 123 |
| TRACER WIRE | 123 |
| 3/4IN ORANGE CONDUIT | |
| SIGN FOR HANDHOLE | |
| MEDIUM HANDHOLE | 1 |
| LARGE HANDHOLE | |
| CABINET HH FOR D SPLICE | |
| A SPLICE | 1 |
| B SPLICE | |
| D SPLICE | |
| CABINET | |

| No. | Revision/Issue | Date |
|-----|----------------|------|
| | | |

Project Name and Address
#####

| | |
|--------------------|-------------|
| Project ##### | Sheet 16 |
| Date 12/30/2022 | |
| Scale 1:100 | |

**T91N
R13W
SEC19**

**T91N
R13W
SEC30**

17

PLOW 1382 FT 1-1/4IN CONDUIT
PLACE CLOSE TO THE NORTH ROW

BORE 134 FT 1-1/4IN CONDUIT
PLACE CLOSE TO THE NORTH ROW

BFOI(96)
1-43
53 XD

ROW 66FT

260 TH ST

START AT EXISTING PED

97-99
+1XD

1000
3
BDO(10)

48F
CO(51)
47XD

1000
2
BDO

2588

1685

1691

General Notes

BFOI(48) FIBER SIZE
325-348 FIBERS ROUTED IN SHEATH
24XD SPARE XTRA-DEAD IN SHEATH

HH PROPOSED HH
1000/1 CABLE ROUTE/HH NUMBER
HH SM/MED/LARGE HANDHOLE SIZE
B SPLICE FIBER SPLICE TYPE

ROW XX' RIGHT OF WAY
 DISTANCE IN FEET

406-407 FIBERS TO DROPS IN HH/PED
(407) FIBER SPLICED TO RES/BUS SITE

MATERIAL LIST

| | |
|-------------------------|------|
| PAGE | 17 |
| DESCRIPTION | QTY |
| PLOW 1-1/4IN CONDUIT | 1382 |
| BORE 1-1/4IN CONDUIT | 134 |
| TRACER WIRE | 1516 |
| 3/4IN ORANGE CONDUIT | |
| SIGN FOR HANDHOLE | |
| MEDIUM HANDHOLE | |
| LARGE HANDHOLE | |
| CABINET HH FOR D SPLICE | |
| A SPLICE | |
| B SPLICE | |
| D SPLICE | |
| CABINET | |

| No. | Revision/Issue | Date |
|-----|----------------|------|
| | | |

Project Name and Address

#####

| | | | |
|---------|------------|-------|----|
| Project | ##### | Sheet | 17 |
| Date | 12/30/2022 | | |
| Scale | 1:100 | | |

1:100

**T91N
R13W
SEC19**

18

BORE 123 FT 1-1/4IN CONDUIT
48 FIBER

**BFOI(96)
1-43
53 XD**

**4J-170
288 CABINET
144 TERMINATIONS** **4J-160
CABINET HH
D SPLICE**

260 TH ST

BORE 151 FT 1-1/4IN CONDUIT
PLACE CLOSE TO THE NORTH ROW

**T91N
R13W
SEC30**

**BFOI(96)
1-43
53 XD**

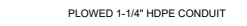
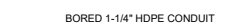

ROW 66FT

FLOW 772 FT 1-1/4IN CONDUIT
PLACE CLOSE TO THE WEST ROW

GREENMILL AVE

1:100

General Notes

-  PLOWED 1-1/4" HDPE CONDUIT
-  BORED 1-1/4" HDPE CONDUIT
-  PROPOSED DROP CONDUIT

BFOI(48) FIBER SIZE
325-348 FIBERS ROUTED IN SHEATH
24XD SPARE XTRA-DEAD IN SHEATH

HH PROPOSED HH
1000/1 CABLE ROUTE/HH NUMBER
HH SM/MED/LARGE HANDHOLE SIZE
B SPLICE FIBER SPLICE TYPE

 PROPOSED PED

ROW XX' RIGHT OF WAY
DISTANCE IN FEET

406-407 FIBERS TO DROPS IN HH/PED

(407) FIBER SPLICED TO RES/BUS SITE

MATERIAL LIST

| PAGE | QTY |
|-------------------------|-----|
| DESCRIPTION | |
| PLOW 1-1/4IN CONDUIT | 772 |
| BORE 1-1/4IN CONDUIT | 151 |
| TRACER WIRE | 923 |
| 3/4IN ORANGE CONDUIT | |
| SIGN FOR HANDHOLE | |
| MEDIUM HANDHOLE | |
| LARGE HANDHOLE | |
| CABINET HH FOR D SPLICE | |
| A SPLICE | |
| B SPLICE | |
| D SPLICE | 1 |
| CABINET | 1 |

| No. | Revision/Issue | Date |
|-----|----------------|------|
| | | |



Project Name and Address

#####

| | |
|--------------------|-------------|
| Project ##### | Sheet 18 |
| Date 12/30/2022 | |
| Scale 1:100 | |

BFOI(96)
1-43
53 XD

ROW 66FT

4J-180
MEDIUM HH
150FT LOOP

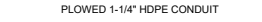
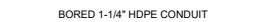

GREENMILL AVE

GREENMILL AVE


T91N
R13W
SEC30


19

General Notes


 PLOWED 1-1/4" HDPE CONDUIT
 BORED 1-1/4" HDPE CONDUIT
 PROPOSED DROP CONDUIT

BFOI(48) FIBER SIZE
325-348 FIBERS ROUTED IN SHEATH
24XD SPARE XTRA-DEAD IN SHEATH

 **HH** PROPOSED HH
1000/1 CABLE ROUTE/HH NUMBER
HH SM/MED/LARGE HANDHOLE SIZE
B SPLICE FIBER SPLICE TYPE

 PROPOSED PED


ROW XX' RIGHT OF WAY DISTANCE IN FEET

 **406-407** FIBERS TO DROPS IN HH/PED
(407) FIBER SPLICED TO RES/BUS SITE

MATERIAL LIST

| PAGE | 19 |
|-------------------------|-----|
| DESCRIPTION | QTY |
| PLOW 1-1/4IN CONDUIT | |
| BORE 1-1/4IN CONDUIT | |
| TRACER WIRE | |
| 3/4IN ORANGE CONDUIT | |
| SIGN FOR HANDHOLE | |
| MEDIUM HANDHOLE | 1 |
| LARGE HANDHOLE | |
| CABINET HH FOR D SPLICE | |
| A SPLICE | |
| B SPLICE | |
| D SPLICE | |
| CABINET | |

| No. | Revision/Issue | Date |
|-----|----------------|------|
| | | |



Project Name and Address

#####

| | | | |
|---------|------------|-------|----|
| Project | ##### | Sheet | 19 |
| Date | 12/30/2022 | | |
| Scale | 1:100 | | |

4J-190
MEDIUM HH
B SPLICE

BORE 54 FT 1-1/4IN CONDUIT
PLACE CLOSE TO THE WEST ROW

PLOW 1137 FT 1-1/4IN CONDUIT
PLACE CLOSE TO THE WEST ROW

GREENMILL AVE

ROW 66FT

BFOI(96)
1-43
53 XD

T91N
R13W
SEC30

20

General Notes

--- PLOWED 1-1/4" HDPE CONDUIT

--- BORED 1-1/4" HDPE CONDUIT

--- PROPOSED DROP CONDUIT

BFOI(48) FIBER SIZE
325-348 FIBERS ROUTED IN SHEATH
24XD SPARE XTRA-DEAD IN SHEATH

HH PROPOSED HH

1000/1 CABLE ROUTE/HH NUMBER
HH SM/MED/LARGE HANDHOLE SIZE
B SPLICE FIBER SPLICE TYPE

▲ PROPOSED PED

ROW XX' RIGHT OF WAY
DISTANCE IN FEET

406-407 FIBERS TO DROPS IN HH/PED

(407) FIBER SPLICED TO RES/BUS SITE

MATERIAL LIST

| | |
|-------------------------|------|
| PAGE | 20 |
| DESCRIPTION | QTY |
| PLOW 1-1/4IN CONDUIT | 1137 |
| BORE 1-1/4IN CONDUIT | 54 |
| TRACER WIRE | 1191 |
| 3/4IN ORANGE CONDUIT | |
| SIGN FOR HANDHOLE | |
| MEDIUM HANDHOLE | 1 |
| LARGE HANDHOLE | |
| CABINET HH FOR D SPLICE | |
| A SPLICE | |
| B SPLICE | 1 |
| D SPLICE | |
| CABINET | |

| No. | Revision/Issue | Date |
|-----|----------------|------|
| | | |
| | | |



Project Name and Address
#####

| | | | |
|---------|------------|-------|----|
| Project | ##### | Sheet | 20 |
| Date | 12/30/2022 | | |
| Scale | 1:100 | | |

1:100

PLOW 1137 FT 1-1/4IN CONDUIT
PLACE CLOSE TO THE NORTH ROW

ROW 66FT

BFOI(96)
1-43
53 XD

4J-200
MEDIUM HH
150FT LOOP

265TH ST

GREENMILL AVE

T91N
R13W
SEC30

21

General Notes

— PLOWED 1-1/4" HDPE CONDUIT

— BORED 1-1/4" HDPE CONDUIT

— PROPOSED DROP CONDUIT

BFOI(48) FIBER SIZE
325-348 FIBERS ROUTED IN SHEATH
24XD SPARE XTRA-DEAD IN SHEATH

HH PROPOSED HH
1000/1 CABLE ROUTE/HH NUMBER
HH SM/MED/LARGE HANDHOLE SIZE
B SPLICE FIBER SPLICE TYPE

▲ PROPOSED PED

ROW XX' RIGHT OF WAY
DISTANCE IN FEET

406-407 FIBERS TO DROPS IN HH/PED

(407) FIBER SPLICED TO RES/BUS SITE

MATERIAL LIST

| | |
|-------------------------|------|
| PAGE | 21 |
| DESCRIPTION | QTY |
| PLOW 1-1/4IN CONDUIT | 1137 |
| BORE 1-1/4IN CONDUIT | |
| TRACER WIRE | 1137 |
| 3/4IN ORANGE CONDUIT | |
| SIGN FOR HANDHOLE | |
| MEDIUM HANDHOLE | 1 |
| LARGE HANDHOLE | |
| CABINET HH FOR D SPLICE | |
| A SPLICE | |
| B SPLICE | |
| D SPLICE | |
| CABINET | |

| No. | Revision/Issue | Date |
|-----|----------------|------|
| | | |
| | | |



Project Name and Address
#####

| | | | |
|---------|------------|-------|----|
| Project | ##### | Sheet | 21 |
| Date | 12/30/2022 | | |
| Scale | 1:100 | | |

1:100

BORE 422 FT 1-1/4IN CONDUIT
PLACE CLOSE TO THE NORTH ROW

ROW 66FT

265TH ST

4J-210
MEDIUM HH
B SPLICE

BFOI(96)
1-43
53 XD

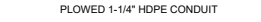


265TH ST

T91N
R13W
SEC30

22

1:100


General Notes

-  PLOWED 1-1/4" HDPE CONDUIT
-  BORED 1-1/4" HDPE CONDUIT
-  PROPOSED DROP CONDUIT

BFOI(48) FIBER SIZE
325-348 FIBERS ROUTED IN SHEATH
24XD SPARE XTRA-DEAD IN SHEATH

HH PROPOSED HH

1000/1 CABLE ROUTE/HH NUMBER
HH SM/MED/LARGE HANDHOLE SIZE
B SPLICE FIBER SPLICE TYPE

 PROPOSED PED

ROW XX' RIGHT OF WAY
DISTANCE IN FEET

406-407 FIBERS TO DROPS IN HH/PED

(407) FIBER SPLICED TO RES/BUS SITE

MATERIAL LIST

| PAGE | 22 |
|-------------------------|-----|
| DESCRIPTION | QTY |
| PLOW 1-1/4IN CONDUIT | |
| BORE 1-1/4IN CONDUIT | 422 |
| TRACER WIRE | 422 |
| 3/4IN ORANGE CONDUIT | |
| SIGN FOR HANDHOLE | |
| MEDIUM HANDHOLE | 1 |
| LARGE HANDHOLE | |
| CABINET HH FOR D SPLICE | |
| A SPLICE | |
| B SPLICE | 1 |
| D SPLICE | |
| CABINET | |

| No. | Revision/Issue | Date |
|-----|----------------|------|
| | | |



Project Name and Address
#####

| | | | |
|---------|------------|-------|----|
| Project | #### | Sheet | 22 |
| Date | 12/30/2022 | | |
| Scale | 1:100 | | |

**T91N
R14W
SEC25**

**T91N
R13W
SEC30**

23

1:100

PLow 609 FT 1-1/4IN CONDUIT
PLACE CLOSE TO THE WEST ROW

**BFOI(96)
1-43
53 XD**

ROW 66FT

BORE 111 FT 1-1/4IN CONDUIT
PLACE CLOSE TO THE WEST ROW

**4J-230
MEDIUM HH
B SPLICE**

**BFOI(96)
1-43
53 XD**

PLow 1070 FT 1-1/4IN CONDUIT
PLACE CLOSE TO THE NORTH ROW

ROW 66FT

**4J-220
MEDIUM HH
B SPLICE**

265TH ST

265TH ST

GARDEN AVE

GARDEN AVE

General Notes

- PLOWED 1-1/4" HDPE CONDUIT
- BORED 1-1/4" HDPE CONDUIT
- PROPOSED DROP CONDUIT

**BFOI(48)
325-348
24XD** FIBER SIZE
FIBERS ROUTED IN SHEATH
SPARE XTRA-DEAD IN SHEATH

HH PROPOSED HH
**1000/1
HH SM/MED/LARGE
B SPLICE** CABLE ROUTE/HH NUMBER
HANDHOLE SIZE
FIBER SPLICE TYPE

▲ PROPOSED PED

ROW XX RIGHT OF WAY
DISTANCE IN FEET

406-407 FIBERS TO DROPS IN HH/PED

(407) FIBER SPLICED TO RES/BUS SITE

MATERIAL LIST

| PAGE | QTY |
|-------------------------|------|
| DESCRIPTION | |
| PLow 1-1/4IN CONDUIT | 1679 |
| BORE 1-1/4IN CONDUIT | 111 |
| TRACER WIRE | 1790 |
| 3/4IN ORANGE CONDUIT | |
| SIGN FOR HANDHOLE | |
| MEDIUM HANDHOLE | 2 |
| LARGE HANDHOLE | |
| CABINET HH FOR D SPLICE | |
| A SPLICE | |
| B SPLICE | 2 |
| D SPLICE | |
| CABINET | |

| No. | Revision/Issue | Date |
|-----|----------------|------|
| | | |



Project Name and Address
#####

| | |
|--------------------|-------------|
| Project ##### | Sheet 23 |
| Date 12/30/2022 | |
| Scale 1:100 | |

T91N
R14W
SEC25

PLOW 885 FT 1-1/4IN CONDUIT
PLACE CLOSE TO THE WEST ROW

ROW 66FT

GARDEN AVE

BFOI(96)
1-43
53 XD

4J-240
MEDIUM HH
150FT LOOP

GARDEN AVE

24

T91N
R13W
SEC30

1:100

General Notes

--- PLOWED 1-1/4" HDPE CONDUIT

--- BORED 1-1/4" HDPE CONDUIT

--- PROPOSED DROP CONDUIT

BFOI(48) FIBER SIZE
325-348 FIBERS ROUTED IN SHEATH
24XD SPARE XTRA-DEAD IN SHEATH

HH PROPOSED HH

1000/1 CABLE ROUTE/HH NUMBER
HH SM/MED/LARGE HANDHOLE SIZE
B SPLICE FIBER SPLICE TYPE

▲ PROPOSED PED

ROW XX' RIGHT OF WAY
DISTANCE IN FEET

406-407 FIBERS TO DROPS IN HH/PED

(407) FIBER SPLICED TO RES/BUS SITE

MATERIAL LIST

| PAGE | QTY |
|-------------------------|-----|
| DESCRIPTION | |
| PLOW 1-1/4IN CONDUIT | 885 |
| BORE 1-1/4IN CONDUIT | |
| TRACER WIRE | 885 |
| 3/4IN ORANGE CONDUIT | |
| SIGN FOR HANDHOLE | |
| MEDIUM HANDHOLE | 1 |
| LARGE HANDHOLE | |
| CABINET HH FOR D SPLICE | |
| A SPLICE | |
| B SPLICE | |
| D SPLICE | |
| CABINET | |

| No. | Revision/Issue | Date |
|-----|----------------|------|
| | | |
| | | |



Project Name and Address

#####

| | | | |
|---------|------------|-------|----|
| Project | ##### | Sheet | 24 |
| Date | 12/30/2022 | | |
| Scale | 1:100 | | |

**T91N
R14W
SEC25**

PLOW 1034 FT 1-1/4IN CONDUIT
PLACE CLOSE TO THE WEST ROW

ROW 66FT

BFOI(96)
1-43
53 XD

GARDEN AVE

GARDEN AVE

BFOI(96)
1-43
53 XD

ROW 33FT TO
CENTER LINE

PLOW 1066 FT 1-1/4IN CONDUIT
PLACE CLOSE TO THE NORTH ROW

4J-250
MEDIUM HH
B SPLICE

270TH ST

**T91N
R14W
SEC36**

1:100

**T91N
R13W
SEC30**

25

**T91N
R13W
SEC31**

General Notes

- PLOWED 1-1/4" HDPE CONDUIT
- BORED 1-1/4" HDPE CONDUIT
- PROPOSED DROP CONDUIT

BFOI(48) FIBER SIZE
325-348 FIBERS ROUTED IN SHEATH
24XD SPARE XTRA-DEAD IN SHEATH

HH PROPOSED HH
1000/1 CABLE ROUTE/HH NUMBER
HH SM/MED/LARGE HANDHOLE SIZE
B SPLICE FIBER SPLICE TYPE

▲ PROPOSED PED

ROW XX' RIGHT OF WAY
DISTANCE IN FEET

406-407 FIBERS TO DROPS IN HHPED

(407) FIBER SPLICED TO RES/BUS SITE

MATERIAL LIST

| PAGE | QTY |
|-------------------------|------|
| DESCRIPTION | |
| PLOW 1-1/4IN CONDUIT | 2100 |
| BORE 1-1/4IN CONDUIT | |
| TRACER WIRE | 2100 |
| 3/4IN ORANGE CONDUIT | |
| SIGN FOR HANDHOLE | |
| MEDIUM HANDHOLE | 1 |
| LARGE HANDHOLE | |
| CABINET HH FOR D SPLICE | |
| A SPLICE | |
| B SPLICE | 1 |
| D SPLICE | |
| CABINET | |

| No. | Revision/Issue | Date |
|-----|----------------|------|
| | | |



Project Name and Address
#####

| | |
|--------------------|-------------|
| Project ##### | Sheet 25 |
| Date 12/30/2022 | |
| Scale 1:100 | |

**T91N
R14W
SEC25**

26

**BFOI(96)
1-43
53 XD**

ROW 66FT
PLOW 974 FT 1-1/4IN CONDUIT
PLACE CLOSE TO THE NORTH ROW

BORE 108 FT 1-1/4IN CONDUIT
PLACE CLOSE TO THE NORTH ROW

**4J-260
MEDIUM HH
B SPLICE**

**BFOI(96)
1-43
53 XD**

ROW 33FT TO
CENTER LINE

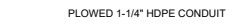
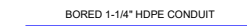

270TH ST

270TH ST

**T91N
R14W
SEC36**

1:100

General Notes

-  PLOWED 1-1/4" HDPE CONDUIT
-  BORED 1-1/4" HDPE CONDUIT
-  PROPOSED DROP CONDUIT

BFOI(48) FIBER SIZE
325-348 FIBERS ROUTED IN SHEATH
24XD SPARE XTRA-DEAD IN SHEATH

HH PROPOSED HH
1000/1 CABLE ROUTE/HH NUMBER
HH SM/MED/LARGE HANDHOLE SIZE
B SPLICE FIBER SPLICE TYPE

 PROPOSED PED

ROW XX' RIGHT OF WAY
DISTANCE IN FEET

406-407 FIBERS TO DROPS IN HH/PED

(407) FIBER SPLICED TO RES/BUS SITE

MATERIAL LIST

| PAGE | QTY |
|-------------------------|------|
| DESCRIPTION | |
| PLOW 1-1/4IN CONDUIT | 974 |
| BORE 1-1/4IN CONDUIT | 108 |
| TRACER WIRE | 1082 |
| 3/4IN ORANGE CONDUIT | |
| SIGN FOR HANDHOLE | |
| MEDIUM HANDHOLE | 1 |
| LARGE HANDHOLE | |
| CABINET HH FOR D SPLICE | |
| A SPLICE | |
| B SPLICE | 1 |
| D SPLICE | |
| CABINET | |

| No. | Revision/Issue | Date |
|-----|----------------|------|
| | | |



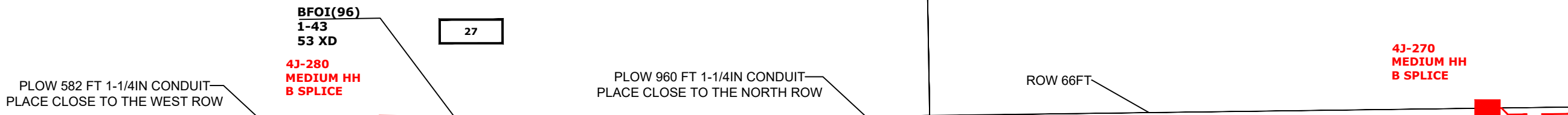
Project Name and Address

#####

| | |
|--------------------|-------------|
| Project ##### | Sheet 26 |
| Date 12/30/2022 | |
| Scale 1:100 | |

**T91N
R14W
SEC25**

27



270TH ST 270TH ST

**T91N
R14W
SEC36**

1:100

1538
(27)

General Notes

PLOWED 1-1/4" HDPE CONDUIT
 BORED 1-1/4" HDPE CONDUIT
 PROPOSED DROP CONDUIT

BFOI(48)
325-348
24XD

FIBER SIZE
FIBERS ROUTED IN SHEATH
SPARE XTRA-DEAD IN SHEATH

HH PROPOSED HH
1000/1 CABLE ROUTE/HH NUMBER
HH SM/MED/LARGE HANDHOLE SIZE
B SPLICE FIBER SPLICE TYPE

PROPOSED PED
 ROW XX' RIGHT OF WAY DISTANCE IN FEET
406-407 FIBERS TO DROPS IN HH/PED
 (407) FIBER SPLICED TO RES/BUS SITE

MATERIAL LIST

| PAGE | QTY |
|-------------------------|------|
| DESCRIPTION | |
| PLOW 1-1/4IN CONDUIT | 1542 |
| BORE 1-1/4IN CONDUIT | |
| TRACER WIRE | 1542 |
| 3/4IN ORANGE CONDUIT | |
| SIGN FOR HANDHOLE | |
| MEDIUM HANDHOLE | 2 |
| LARGE HANDHOLE | |
| CABINET HH FOR D SPLICE | |
| A SPLICE | |
| B SPLICE | 2 |
| D SPLICE | |
| CABINET | |

| No. | Revision/Issue | Date |
|-----|----------------|------|
| | | |

Project Name and Address
#####

| | | | |
|---------|------------|-------|----|
| Project | #### | Sheet | 27 |
| Date | 12/30/2022 | | |
| Scale | 1:100 | | |

T91N
R14W
SEC25

28

BFOI(96)
1-43
53 XD

PLOW 1582 FT 1-1/4IN CONDUIT—
PLACE CLOSE TO THE WEST ROW

ROW 66FT

4J-290
MEDIUM HH
B SPLICE

270TH ST

270TH ST

T91N
R14W
SEC36

1:100

General Notes

- PLOWED 1-1/4" HDPE CONDUIT
- BORED 1-1/4" HDPE CONDUIT
- PROPOSED DROP + CONDUIT

BFOI(48) FIBER SIZE
325-348 FIBERS ROUTED IN SHEATH
24XD SPARE XTRA-DEAD IN SHEATH

HH PROPOSED HH

1000/1 CABLE ROUTE/HH NUMBER
HH SM/MED/LARGE HANDHOLE SIZE
B SPLICE FIBER SPLICE TYPE

▲ PROPOSED PED

ROW XX' RIGHT OF WAY
DISTANCE IN FEET

406-407 FIBERS TO DROPS IN HH/PED

(407) FIBER SPLICED TO RES/BUS SITE

MATERIAL LIST

| PAGE | QTY |
|-------------------------|------|
| DESCRIPTION | |
| PLOW 1-1/4IN CONDUIT | 1582 |
| BORE 1-1/4IN CONDUIT | |
| TRACER WIRE | 1582 |
| 3/4IN ORANGE CONDUIT | |
| SIGN FOR HANDHOLE | |
| MEDIUM HANDHOLE | 1 |
| LARGE HANDHOLE | |
| CABINET HH FOR D SPLICE | |
| A SPLICE | |
| B SPLICE | 1 |
| D SPLICE | |
| CABINET | |

| No. | Revision/Issue | Date |
|-----|----------------|------|
| | | |
| | | |



Project Name and Address

#####

Project

#####

Date

12/30/2022

Scale

1:100

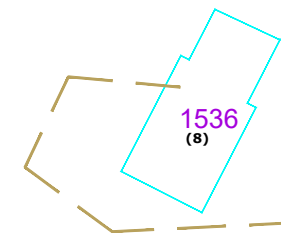
Sheet

28

**T91N
R14W
SEC25**

**T91N
R14W
SEC26**

29



ROW 66FT

PLOW 1101 FT 1-1/4IN CONDUIT
PLACE CLOSE TO THE EAST ROW

BFOI(48)
13-24
36 XD

BORE 252 FT 1-1/4IN CONDUIT
PLACE CLOSE TO THE EAST ROW

FAIRVIEW DR

FAIRVIEW DR

8-9

**4J-300
MEDIUM HH
B SPLICE**

BFOI(96)
1-43
53 XD

ROW 66FT

270TH ST

BORE 94 FT 1-1/4IN CONDUIT
CROSSING THE ROAD

**T91N
R14W
SEC35**

**T91N
R14W
SEC36**

1:100

General Notes

— PLOWED 1-1/4" HDPE CONDUIT

— BORED 1-1/4" HDPE CONDUIT

— PROPOSED DROP CONDUIT

BFOI(48) FIBER SIZE
325-348 FIBERS ROUTED IN SHEATH
24XD SPARE XTRA-DEAD IN SHEATH

HH PROPOSED HH

1000/1 CABLE ROUTE/HH NUMBER
HH SM/MED/LARGE HANDHOLE SIZE
B SPLICE FIBER SPLICE TYPE

▲ PROPOSED PED

ROW XX' RIGHT OF WAY
DISTANCE IN FEET

406-407 FIBERS TO DROPS IN HHPED

(407) FIBER SPLICED TO RES/BUS SITE

MATERIAL LIST

| PAGE | QTY |
|-------------------------|------|
| DESCRIPTION | |
| PLOW 1-1/4IN CONDUIT | 1101 |
| BORE 1-1/4IN CONDUIT | 346 |
| TRACER WIRE | 1447 |
| 3/4IN ORANGE CONDUIT | |
| SIGN FOR HANDHOLE | |
| MEDIUM HANDHOLE | 1 |
| LARGE HANDHOLE | |
| CABINET HH FOR D SPLICE | |
| A SPLICE | |
| B SPLICE | 1 |
| D SPLICE | |
| CABINET | |

| No. | Revision/Issue | Date |
|-----|----------------|------|
| | | |



Project Name and Address

#####

Project

#####

Date
12/30/2022

Scale
1:100

Sheet

29

98

BFOI(96)
1-12
84 XD

ROW 66FT

PLOW 819 FT 1-1/4IN CONDUIT
PLACE CLOSE TO THE WEST ROW

N OAKLAND DR

T91N
R14W
SEC36

T91N
R14W
SEC35

30

PLOW 275 FT 1-1/4IN CONDUIT
PLACE CLOSE TO THE NORTH ROW

BFOI(48)
5-7
45 XD

4J-330
MEDIUM HH
A SPLICE

5-6

157
(7)

BFOI(48)
5-7
45 XD

ROW 66FT

4J-310
MEDIUM HH
B SPLICE

PLOW 474 FT 1-1/4IN CONDUIT
PLACE CLOSE TO THE NORTH ROW

N OAKLAND DR

TWIN OAKS ST

4J-320
MEDIUM HH
A SPLICE

7

BORE 80 FT 1-1/4IN CONDUIT
PLACE CLOSE TO THE WEST ROW

BFOI(96)
1-4
92 XD

N OAKLAND DR

PLOW 421 FT 1-1/4IN CONDUIT
PLACE CLOSE TO THE WEST ROW

General Notes

- PLOWED 1-1/4" HDPE CONDUIT
- BORED 1-1/4" HDPE CONDUIT
- PROPOSED DROP CONDUIT

BFOI(48) FIBER SIZE
325-348 FIBERS ROUTED IN SHEATH
24XD SPARE XTRA-DEAD IN SHEATH

HH PROPOSED HH
1000/1 CABLE ROUTE/HH NUMBER
HH SM/MED/LARGE HANDHOLE SIZE
B SPLICE FIBER SPLICE TYPE

▲ PROPOSED PED

ROW XX' RIGHT OF WAY
DISTANCE IN FEET

406-407 FIBERS TO DROPS IN HH/PED

(407) FIBER SPLICED TO RES/BUS SITE

MATERIAL LIST

| | |
|-------------------------|------|
| PAGE | 30 |
| DESCRIPTION | QTY |
| PLOW 1-1/4IN CONDUIT | 1989 |
| BORE 1-1/4IN CONDUIT | 80 |
| TRACER WIRE | 2069 |
| 3/4IN ORANGE CONDUIT | |
| SIGN FOR HANDHOLE | |
| MEDIUM HANDHOLE | 3 |
| LARGE HANDHOLE | |
| CABINET HH FOR D SPLICE | |
| A SPLICE | 2 |
| B SPLICE | 1 |
| D SPLICE | |
| CABINET | |

| No. | Revision/Issue | Date |
|-----|----------------|------|
| | | |



Project Name and Address

#####

Project #####

Date 12/30/2022

Scale 1:100

Sheet

30

1:100

**T91N
R14W
SEC35**

4J-340
MEDIUM HH
B SPLICE

N OAKLAND DR

PLOW 2134 FT 1-1/4IN CONDUIT
PLACE CLOSE TO THE EAST ROW

BFOI(96)
1-4
92 XD

**T91N
R14W
SEC36**

31

General Notes

--- PLOWED 1-1/4" HDPE CONDUIT

--- BORED 1-1/4" HDPE CONDUIT

--- PROPOSED DROP CONDUIT

BFOI(48) FIBER SIZE
325-348 FIBERS ROUTED IN SHEATH
24XD SPARE XTRA-DEAD IN SHEATH

HH PROPOSED HH

1000/1 CABLE ROUTE/HH NUMBER
HH SM/MED/LARGE HANDHOLE SIZE
B SPLICE FIBER SPLICE TYPE

▲ PROPOSED PED

ROW XX' RIGHT OF WAY
DISTANCE IN FEET

406-407 FIBERS TO DROPS IN HHPED

(407) FIBER SPLICED TO RES/BUS SITE

MATERIAL LIST

| | |
|-------------------------|------|
| PAGE | 31 |
| DESCRIPTION | QTY |
| PLOW 1-1/4IN CONDUIT | 2134 |
| BORE 1-1/4IN CONDUIT | |
| TRACER WIRE | 2134 |
| 3/4IN ORANGE CONDUIT | |
| SIGN FOR HANDHOLE | |
| MEDIUM HANDHOLE | 1 |
| LARGE HANDHOLE | |
| CABINET HH FOR D SPLICE | |
| A SPLICE | |
| B SPLICE | 1 |
| D SPLICE | |
| CABINET | |

| No. | Revision/Issue | Date |
|-----|----------------|------|
| | | |



Project Name and Address
#####

| | | | |
|---------|------------|-------|----|
| Project | ##### | Sheet | 31 |
| Date | 12/30/2022 | | |
| Scale | 1:100 | | |

1:100

T91N
R14W
SEC36

32

BFOI(96)
1-4
92 XD

1:100

General Notes

--- PLOWED 1-1/4" HDPE CONDUIT

--- BORED 1-1/4" HDPE CONDUIT

--- PROPOSED DROP + CONDUIT

BFOI(48) FIBER SIZE
325-348 FIBERS ROUTED IN SHEATH
24XD SPARE XTRA-DEAD IN SHEATH

HH PROPOSED HH

1000/1 CABLE ROUTE/HH NUMBER
HH SM/MED/LARGE HANDHOLE SIZE
B SPLICE FIBER SPLICE TYPE

▲ PROPOSED PED

ROW XX' RIGHT OF WAY
DISTANCE IN FEET

406-407 FIBERS TO DROPS IN HH/PED

(407) FIBER SPLICED TO RES/BUS SITE

MATERIAL LIST

| PAGE | 32 |
|-------------------------|-----|
| DESCRIPTION | QTY |
| PLOW 1-1/4IN CONDUIT | |
| BORE 1-1/4IN CONDUIT | |
| TRACER WIRE | |
| 3/4IN ORANGE CONDUIT | |
| SIGN FOR HANDHOLE | |
| MEDIUM HANDHOLE | |
| LARGE HANDHOLE | |
| CABINET HH FOR D SPLICE | |
| A SPLICE | |
| B SPLICE | |
| D SPLICE | |
| CABINET | |

| No. | Revision/Issue | Date |
|-----|----------------|------|
| | | |



Project Name and Address

#####

| | | | |
|---------|------------|-------|----|
| Project | ##### | Sheet | 32 |
| Date | 12/30/2022 | Scale | |
| Scale | 1:100 | | |

PLow 448 FT 1-1/4IN CONDUIT
PLACE CLOSE TO THE EAST ROW

1527
(4)

4J-350
MEDIUM HH
B SPLICE

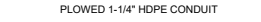
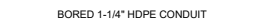

4

33

T91N
R14W
SEC36

1:100

General Notes

-  PLOWED 1-1/4" HDPE CONDUIT
-  BORED 1-1/4" HDPE CONDUIT
-  PROPOSED DROP CONDUIT

BFOI(48) FIBER SIZE
325-348 FIBERS ROUTED IN SHEATH
24XD SPARE XTRA-DEAD IN SHEATH

HH PROPOSED HH
1000/1 CABLE ROUTE/HH NUMBER
HH SM/MED/LARGE HANDHOLE SIZE
B SPLICE FIBER SPLICE TYPE

 PROPOSED PED

ROW XX' RIGHT OF WAY DISTANCE IN FEET

406-407 FIBERS TO DROPS IN HH/PED

(407) FIBER SPLICED TO RES/BUS SITE

MATERIAL LIST

| | |
|-------------------------|-----|
| PAGE | 33 |
| DESCRIPTION | QTY |
| PLow 1-1/4IN CONDUIT | 448 |
| BORE 1-1/4IN CONDUIT | |
| TRACER WIRE | 448 |
| 3/4IN ORANGE CONDUIT | |
| SIGN FOR HANDHOLE | |
| MEDIUM HANDHOLE | 1 |
| LARGE HANDHOLE | |
| CABINET HH FOR D SPLICE | |
| A SPLICE | |
| B SPLICE | 1 |
| D SPLICE | |
| CABINET | |

| No. | Revision/Issue | Date |
|-----|----------------|------|
| | | |



Project Name and Address
#####

| | | | |
|---------|------------|-------|----|
| Project | #### | Sheet | 33 |
| Date | 12/30/2022 | | |
| Scale | 1:100 | | |

BORE 100 FT 1-1/4IN CONDUIT
PLACE CLOSE TO THE NORTH ROW

BFOI(96)
1-4
92 XD

PLOW 1120 FT 1-1/4IN CONDUIT
PLACE CLOSE TO THE NORTH ROW

BFOI(96)
1-4
92 XD

ROW 100FT

4J-360
MEDIUM HH
150FT LOOP

275TH ST

275TH ST

T91N
R14W
SEC36

34

1:100

General Notes

--- PLOWED 1-1/4" HDPE CONDUIT

--- BORED 1-1/4" HDPE CONDUIT

--- PROPOSED DROP CONDUIT

BFOI(48) FIBER SIZE
325-348 FIBERS ROUTED IN SHEATH
24XD SPARE XTRA-DEAD IN SHEATH

HH PROPOSED HH

1000/1 CABLE ROUTE/HH NUMBER
HH SM/MED/LARGE HANDHOLE SIZE
B SPLICE FIBER SPLICE TYPE

▲ PROPOSED PED

ROW XX' RIGHT OF WAY
DISTANCE IN FEET

406-407 FIBERS TO DROPS IN HH/PED

(407) FIBER SPLICED TO RES/BUS SITE

MATERIAL LIST

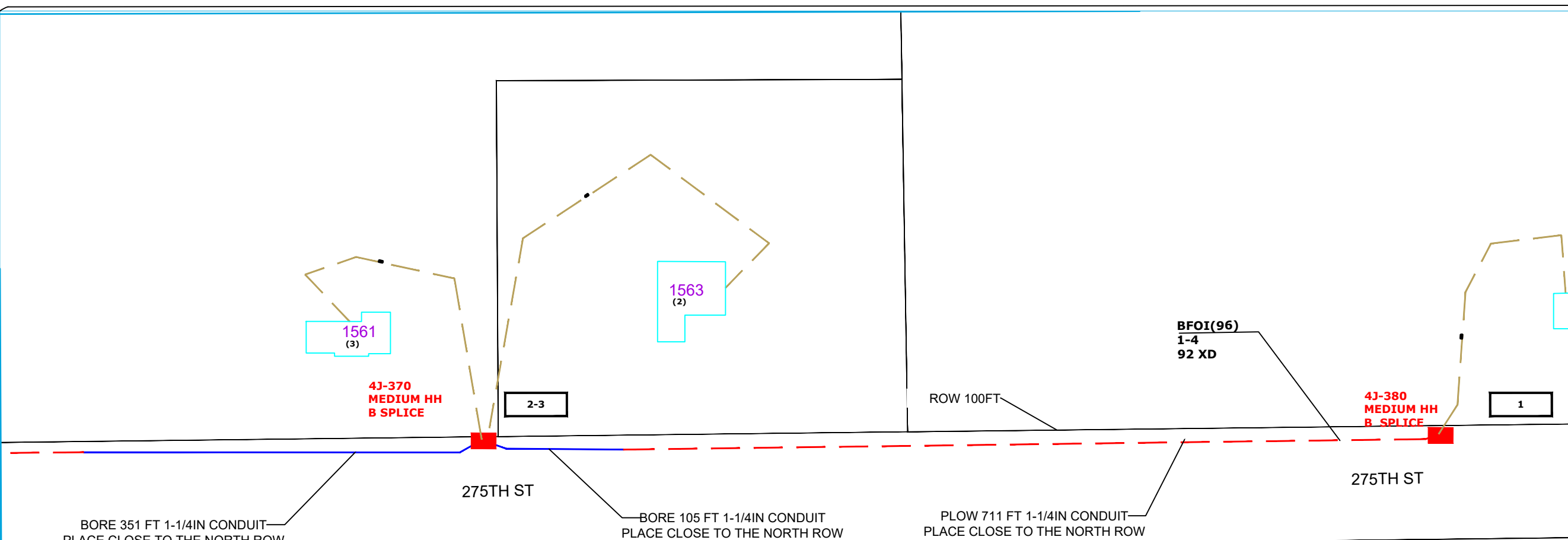
| | |
|-------------------------|------|
| PAGE | 34 |
| DESCRIPTION | QTY |
| PLOW 1-1/4IN CONDUIT | 1120 |
| BORE 1-1/4IN CONDUIT | 100 |
| TRACER WIRE | 1220 |
| 3/4IN ORANGE CONDUIT | |
| SIGN FOR HANDHOLE | |
| MEDIUM HANDHOLE | 1 |
| LARGE HANDHOLE | |
| CABINET HH FOR D SPLICE | |
| A SPLICE | |
| B SPLICE | |
| D SPLICE | |
| CABINET | |

| No. | Revision/Issue | Date |
|-----|----------------|------|
| | | |



Project Name and Address
#####

| | | | |
|---------|------------|-------|----|
| Project | #### | Sheet | 34 |
| Date | 12/30/2022 | | |
| Scale | 1:100 | | |



**T91N
R14W
SEC36**

General Notes

PLOWED 1-1/4" HDPE CONDUIT
 BORED 1-1/4" HDPE CONDUIT
 PROPOSED DROP CONDUIT

BFOI(48) FIBER SIZE
325-348 FIBERS ROUTED IN SHEATH
24XD SPARE XTRA-DEAD IN SHEATH

HH PROPOSED HH
1000/1 CABLE ROUTE/HH NUMBER
HH SM/MED/LARGE HANDHOLE SIZE
B SPLICE FIBER SPLICE TYPE

PROPOSED PED
 ROW XX' RIGHT OF WAY DISTANCE IN FEET

406-407 FIBERS TO DROPS IN HHPED
 (407) FIBER SPLICED TO RES/BUS SITE

MATERIAL LIST

| PAGE | QTY |
|-------------------------|------|
| DESCRIPTION | |
| PLOW 1-1/4IN CONDUIT | 711 |
| BORE 1-1/4IN CONDUIT | 456 |
| TRACER WIRE | 1167 |
| 3/4IN ORANGE CONDUIT | |
| SIGN FOR HANDHOLE | |
| MEDIUM HANDHOLE | 2 |
| LARGE HANDHOLE | |
| CABINET HH FOR D SPLICE | |
| A SPLICE | |
| B SPLICE | 2 |
| D SPLICE | |
| CABINET | |

| No. | Revision/Issue | Date |
|-----|----------------|------|
| | | |

Project Name and Address
#####

| | | | |
|---------|------------|-------|----|
| Project | ##### | Sheet | 35 |
| Date | 12/30/2022 | | |
| Scale | 1:100 | | |

1:100

T91N
R14W
SEC26

T91N
R14W
SEC25

36

ROW 66FT

FAIRVIEW DR

FAIRVIEW DR

PLOW 899 FT 1-1/4IN CONDUIT
PLACE CLOSE TO THE EAST ROW

4J-390
MEDIUM HH
150 FT LOOP

BFOI(48)
13-24
36 XD

1:100

General Notes

— PLOWED 1-1/4" HDPE CONDUIT

— BORED 1-1/4" HDPE CONDUIT

— PROPOSED DROP CONDUIT

BFOI(48) FIBER SIZE
325-348 FIBERS ROUTED IN SHEATH
24XD SPARE XTRA-DEAD IN SHEATH

HH PROPOSED HH

1000/1 CABLE ROUTE/HH NUMBER
HH SM/MED/LARGE HANDHOLE SIZE
B SPLICE FIBER SPLICE TYPE

▲ PROPOSED PED

ROW XX' RIGHT OF WAY
DISTANCE IN FEET

406-407 FIBERS TO DROPS IN HH/PED

(407) FIBER SPLICED TO RES/BUS SITE

MATERIAL LIST

| PAGE | 36 |
|-------------------------|-----|
| DESCRIPTION | QTY |
| PLOW 1-1/4IN CONDUIT | 899 |
| BORE 1-1/4IN CONDUIT | |
| TRACER WIRE | 899 |
| 3/4IN ORANGE CONDUIT | |
| SIGN FOR HANDHOLE | |
| MEDIUM HANDHOLE | 1 |
| LARGE HANDHOLE | |
| CABINET HH FOR D SPLICE | |
| A SPLICE | |
| B SPLICE | |
| D SPLICE | |
| CABINET | |

| No. | Revision/Issue | Date |
|-----|----------------|------|
| | | |



Project Name and Address

#####

| | | | | |
|---------|------------|-------|----|-------|
| Project | ##### | Sheet | 36 | |
| Date | 12/30/2022 | Scale | | 1:100 |
| Scale | 1:100 | | | |

T91N
R14W
SEC26

ROW 66FT

FAIRVIEW DR

FAIRVIEW DR

PLOW 1745 FT 1-1/4IN CONDUIT
PLACE CLOSE TO THE EAST ROW

37

4J-400
MEDIUM HH
150 FT LOOP

T91N
R14W
SEC25

BFOI(48)
13-24
36 XD

1:100

General Notes

— PLOWED 1-1/4" HDPE CONDUIT

— BORED 1-1/4" HDPE CONDUIT

— PROPOSED DROP CONDUIT

BFOI(48) FIBER SIZE
325-348 FIBERS ROUTED IN SHEATH
24XD SPARE XTRA-DEAD IN SHEATH

HH PROPOSED HH

1000/1 CABLE ROUTE/HH NUMBER
HH SM/MED/LARGE HANDHOLE SIZE
B SPLICE FIBER SPLICE TYPE

▲ PROPOSED PED

ROW XX' RIGHT OF WAY
DISTANCE IN FEET

406-407 FIBERS TO DROPS IN HH/PED

(407) FIBER SPLICED TO RES/BUS SITE

MATERIAL LIST

| PAGE | QTY |
|-------------------------|------|
| DESCRIPTION | |
| PLOW 1-1/4IN CONDUIT | 1745 |
| BORE 1-1/4IN CONDUIT | |
| TRACER WIRE | 1745 |
| 3/4IN ORANGE CONDUIT | |
| SIGN FOR HANDHOLE | |
| MEDIUM HANDHOLE | 1 |
| LARGE HANDHOLE | |
| CABINET HH FOR D SPLICE | |
| A SPLICE | |
| B SPLICE | |
| D SPLICE | |
| CABINET | |

| No. | Revision/Issue | Date |
|-----|----------------|------|
| | | |



Project Name and Address

#####

| | | | |
|---------|------------|-------|----|
| Project | ##### | Sheet | 37 |
| Date | 12/30/2022 | Scale | |
| Scale | 1:100 | | |

T91N
R14W
SEC26

ROW 66FT

BFOI(48)
13-24
36 XD

FAIRVIEW DR

FAIRVIEW DR

2623
(22)

38
T91N
R14W
SEC25

1:100

General Notes

--- PLOWED 1-1/4" HDPE CONDUIT ---
--- BORED 1-1/4" HDPE CONDUIT ---
--- PROPOSED DROP + CONDUIT ---

BFOI(48)
325-348
24XD | FIBER SIZE
FIBERS ROUTED IN SHEATH
SPARE XTRA-DEAD IN SHEATH

HH PROPOSED HH
1000/1 CABLE ROUTE/HH NUMBER
HH SM/MED/LARGE HANDHOLE SIZE
B SPLICE FIBER SPLICE TYPE

▲ PROPOSED PED


ROW XX' RIGHT OF WAY
DISTANCE IN FEET

406-407 FIBERS TO DROPS IN HH/PED
(407) FIBER SPLICED TO RES/BUS SITE

MATERIAL LIST

| DESCRIPTION | QTY |
|-------------------------|-----|
| PAGE | 38 |
| DESCRIPTION | QTY |
| PLOW 1-1/4IN CONDUIT | |
| BORE 1-1/4IN CONDUIT | |
| TRACER WIRE | |
| 3/4IN ORANGE CONDUIT | |
| SIGN FOR HANDHOLE | |
| MEDIUM HANDHOLE | |
| LARGE HANDHOLE | |
| CABINET HH FOR D SPLICE | |
| A SPLICE | |
| B SPLICE | |
| D SPLICE | |
| CABINET | |

| No. | Revision/Issue | Date |
|-----|----------------|------|
| | | |
| | | |



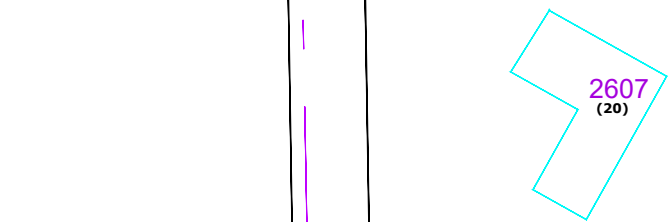
Project Name and Address
#####

| | | | | |
|---------|------------|-------|----|-------|
| Project | ##### | Sheet | 38 | |
| Date | 12/30/2022 | Scale | | 1:100 |
| Scale | 1:100 | | | |

**T91N
R14W
SEC26**

**39
T91N
R14W
SEC25**

1:100



**4J-420
MEDIUM HH
A SPLICE**

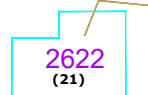
19-20

ROW 40 FT



**BFOI(48)
13-24
36 XD**

PLOW 801 FT 1-1/4IN CONDUIT
PLACE CLOSE TO THE EAST ROW



ROW 66FT

21-22

**4J-410
MEDIUM HH
A SPLICE**

General Notes

PLOWED 1-1/4" HDPE CONDUIT
 BORED 1-1/4" HDPE CONDUIT
 PROPOSED DROP CONDUIT

BFOI(48) FIBER SIZE
325-348 FIBERS ROUTED IN SHEATH
24XD SPARE XTRA-DEAD IN SHEATH

HH PROPOSED HH
1000/1 CABLE ROUTE/HH NUMBER
HH SM/MED/LARGE HANDHOLE SIZE
B SPLICE FIBER SPLICE TYPE

PROPOSED PED

ROW XX' RIGHT OF WAY DISTANCE IN FEET

406-407 FIBERS TO DROPS IN HH/PED
(407) FIBER SPLICED TO RES/BUS SITE

MATERIAL LIST

| PAGE | QTY |
|-------------------------|-----|
| DESCRIPTION | |
| PLOW 1-1/4IN CONDUIT | 801 |
| BORE 1-1/4IN CONDUIT | |
| TRACER WIRE | 801 |
| 3/4IN ORANGE CONDUIT | |
| SIGN FOR HANDHOLE | |
| MEDIUM HANDHOLE | 2 |
| LARGE HANDHOLE | |
| CABINET HH FOR D SPLICE | |
| A SPLICE | 2 |
| B SPLICE | |
| D SPLICE | |
| CABINET | |

| No. | Revision/Issue | Date |
|-----|----------------|------|
| | | |

Project Name and Address

#####

| | | | |
|----------------|------------|--------------|----|
| Project | ##### | Sheet | 39 |
| Date | 12/30/2022 | | |
| Scale | 1:100 | | |

T91N
R13W
SEC6

T91N
R13W
SEC5

40

T91N
R13W
SEC7

T91N
R13W
SEC8

1:100

EXISTING AERIAL A SPLICE

PLOW 1419 FT 1-1/4IN CONDUIT
PLACE CLOSE TO THE NORTH ROW

1711

BFOI(48)
565-576
36 XD

1700

230TH ST(HWY 3)

230TH ST(HWY 3)

General Notes

--- PLOWED 1-1/4" HDPE CONDUIT

--- BORED 1-1/4" HDPE CONDUIT

--- PROPOSED DROP CONDUIT

BFOI(48) FIBER SIZE
325-348 FIBERS ROUTED IN SHEATH
24XD SPARE XTRA-DEAD IN SHEATH

HH PROPOSED HH

1000/1 CABLE ROUTE/HH NUMBER
HH SM/MED/LARGE HANDHOLE SIZE
B SPLICE FIBER SPLICE TYPE

▲ PROPOSED PED

ROW XX' RIGHT OF WAY
DISTANCE IN FEET

406-407 FIBERS TO DROPS IN HH/PED

(407) FIBER SPLICED TO RES/BUS SITE

MATERIAL LIST

| PAGE | 40 |
|-------------------------|------|
| DESCRIPTION | QTY |
| PLOW 1-1/4IN CONDUIT | 1419 |
| BORE 1-1/4IN CONDUIT | |
| TRACER WIRE | 1419 |
| 3/4IN ORANGE CONDUIT | |
| SIGN FOR HANDHOLE | |
| MEDIUM HANDHOLE | |
| LARGE HANDHOLE | |
| CABINET HH FOR D SPLICE | |
| A SPLICE | |
| B SPLICE | |
| D SPLICE | |
| CABINET | |

| No. | Revision/Issue | Date |
|-----|----------------|------|
| | | |



Project Name and Address

#####

Project

#####

Date

12/30/2022

Scale

1:100

Sheet

40

**T91N
R13W
SEC5**

41

— PLOW 1049 FT 1-1/4IN CONDUIT
PLACE CLOSE TO THE NORTH ROW

**4S-440
MEDIUM HH
150 FT LOOP**

ROW 185 FT

230TH ST(HWY 3)

230TH ST(HWY 3)

**BFOI(48)
565-576
36 XD**

**BFOI(48)
565-576
36 XD**

**T91N
R13W
SEC8**

1:100

General Notes

— PLOWED 1-1/4" HDPE CONDUIT

— BORED 1-1/4" HDPE CONDUIT

— PROPOSED DROP CONDUIT

BFOI(48) FIBER SIZE
325-348 FIBERS ROUTED IN SHEATH
24XD SPARE XTRA-DEAD IN SHEATH

HH PROPOSED HH

1000/1 CABLE ROUTE/HH NUMBER
HH SM/MED/LARGE HANDHOLE SIZE
B SPLICE FIBER SPLICE TYPE

▲ PROPOSED PED

ROW XX' RIGHT OF WAY
DISTANCE IN FEET

406-407 FIBERS TO DROPS IN HH/PED

(407) FIBER SPLICED TO RES/BUS SITE

MATERIAL LIST

| | |
|-------------------------|------|
| PAGE | 41 |
| DESCRIPTION | QTY |
| PLOW 1-1/4IN CONDUIT | 1049 |
| BORE 1-1/4IN CONDUIT | |
| TRACER WIRE | 1049 |
| 3/4IN ORANGE CONDUIT | |
| SIGN FOR HANDHOLE | |
| MEDIUM HANDHOLE | 1 |
| LARGE HANDHOLE | |
| CABINET HH FOR D SPLICE | |
| A SPLICE | |
| B SPLICE | |
| D SPLICE | |
| CABINET | |

| No. | Revision/Issue | Date |
|-----|----------------|------|
| | | |



Project Name and Address
#####

| | | | |
|---------|------------|-------|----|
| Project | ##### | Sheet | 41 |
| Date | 12/30/2022 | | |
| Scale | 1:100 | | |

T91N
R13W
SEC5

42

4S-450
MEDIUM HH
A SPLICE

BORE 326 FT 1-1/4IN CONDUIT
CROSSING THE ROAD

230TH ST(HWY 3)

HILTON AVE

BFOI(48)
565-576
36 XD

BFOI(48)
565-576
36 XD

T91N
R13W
SEC8

1:100

General Notes

--- PLOWED 1-1/4" HDPE CONDUIT

--- BORED 1-1/4" HDPE CONDUIT

--- PROPOSED DROP CONDUIT

BFOI(48) FIBER SIZE
325-348 FIBERS ROUTED IN SHEATH
24XD SPARE XTRA-DEAD IN SHEATH

HH PROPOSED HH

1000/1 CABLE ROUTE/HH NUMBER
HH SM/MED/LARGE HANDHOLE SIZE
B SPLICE FIBER SPLICE TYPE

▲ PROPOSED PED

ROW XX' RIGHT OF WAY
DISTANCE IN FEET

406-407 FIBERS TO DROPS IN HH/PED

(407) FIBER SPLICED TO RES/BUS SITE

MATERIAL LIST

| PAGE | 42 |
|-------------------------|-----|
| DESCRIPTION | QTY |
| PLOW 1-1/4IN CONDUIT | |
| BORE 1-1/4IN CONDUIT | 326 |
| TRACER WIRE | 326 |
| 3/4IN ORANGE CONDUIT | |
| SIGN FOR HANDHOLE | |
| MEDIUM HANDHOLE | 1 |
| LARGE HANDHOLE | |
| CABINET HH FOR D SPLICE | |
| A SPLICE | 1 |
| B SPLICE | |
| D SPLICE | |
| CABINET | |

| No. | Revision/Issue | Date |
|-----|----------------|------|
| | | |



Project Name and Address

#####

Project

#####

Date

12/30/2022

Scale

1:100

Sheet

42

BFOI(48)
565-576
36 XD

HILTON AVE

— PLOW 970 FT 1-1/4IN CONDUIT
— PLACE CLOSE TO THE WEST ROW

BFOI(48)
565-576
36 XD

ROW 66 FT

574

4S-460
MEDIUM HH
A SPLICE

T91N
R13W
SEC8

2321
(574)

43

1:100

General Notes

— PLOWED 1-1/4" HDPE CONDUIT

— BORED 1-1/4" HDPE CONDUIT

— PROPOSED DROP CONDUIT

BFOI(48) FIBER SIZE
325-348 FIBERS ROUTED IN SHEATH
24XD SPARE XTRA-DEAD IN SHEATH

HH PROPOSED HH

1000/1 CABLE ROUTE/HH NUMBER
HH SM/MED/LARGE HANDHOLE SIZE
B SPLICE FIBER SPLICE TYPE

▲ PROPOSED PED

ROW XX' RIGHT OF WAY
DISTANCE IN FEET

406-407 FIBERS TO DROPS IN HH/PED

(407) FIBER SPLICED TO RES/BUS SITE

MATERIAL LIST

| PAGE | QTY |
|-------------------------|-----|
| DESCRIPTION | |
| PLOW 1-1/4IN CONDUIT | 970 |
| BORE 1-1/4IN CONDUIT | |
| TRACER WIRE | 970 |
| 3/4IN ORANGE CONDUIT | |
| SIGN FOR HANDHOLE | |
| MEDIUM HANDHOLE | 1 |
| LARGE HANDHOLE | |
| CABINET HH FOR D SPLICE | |
| A SPLICE | 1 |
| B SPLICE | |
| D SPLICE | |
| CABINET | |

| No. | Revision/Issue | Date |
|-----|----------------|------|
| | | |



Project Name and Address

#####

| | | | |
|---------|------------|-------|----|
| Project | #### | Sheet | 43 |
| Date | 12/30/2022 | | |
| Scale | 1:100 | | |

PLOW 263 FT 1-1/4IN CONDUIT
PLACE CLOSE TO THE WEST ROW

BORE 351 FT 1-1/4IN CONDUIT
PLACE CLOSE TO THE WEST ROW

ROW 66 FT

PLOW 750 FT 1-1/4IN CONDUIT
PLACE CLOSE TO THE WEST ROW

BFOI(48)
565-576
36 XD

BFOI(48)
565-576
36 XD

HILTON AVE

**T91N
R13W
SEC8**

44

1:100

General Notes

— PLOWED 1-1/4" HDPE CONDUIT

— BORED 1-1/4" HDPE CONDUIT

— PROPOSED DROP CONDUIT

BFOI(48) FIBER SIZE
565-576 FIBERS ROUTED IN SHEATH
36 XD SPARE XTRA-DEAD IN SHEATH

HH PROPOSED HH

1000/1 CABLE ROUTE/HH NUMBER
HH SM/MED/LARGE HANDHOLE SIZE
B SPLICE FIBER SPLICE TYPE

▲ PROPOSED PED

ROW XX' RIGHT OF WAY
DISTANCE IN FEET

406-407 FIBERS TO DROPS IN HH/PED

(407) FIBER SPLICED TO RES/BUS SITE

MATERIAL LIST

| | |
|-------------------------|------|
| PAGE | 44 |
| DESCRIPTION | QTY |
| PLOW 1-1/4IN CONDUIT | 1013 |
| BORE 1-1/4IN CONDUIT | 351 |
| TRACER WIRE | 1364 |
| 3/4IN ORANGE CONDUIT | |
| SIGN FOR HANDHOLE | |
| MEDIUM HANDHOLE | |
| LARGE HANDHOLE | |
| CABINET HH FOR D SPLICE | |
| A SPLICE | |
| B SPLICE | |
| D SPLICE | |
| CABINET | |

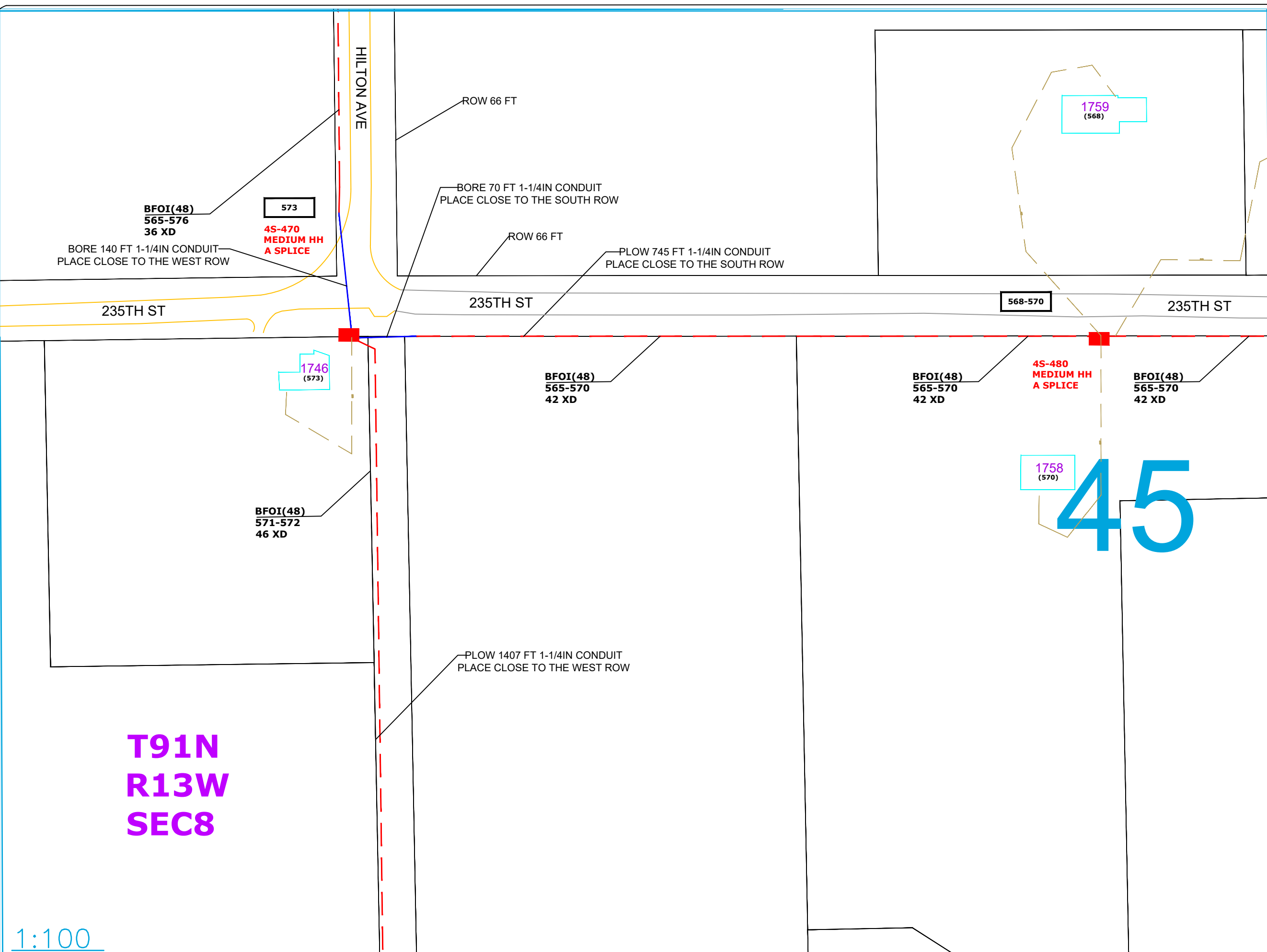
| No. | Revision/Issue | Date |
|-----|----------------|------|
| | | |
| | | |



Project Name and Address

#####

| | | | |
|---------|------------|-------|----|
| Project | ##### | Sheet | 44 |
| Date | 12/30/2022 | | |
| Scale | 1:100 | | |



General Notes

PLOWED 1-1/4" HDPE CONDUIT
 BORED 1-1/4" HDPE CONDUIT
 PROPOSED DROP CONDUIT

BFOI(48) FIBER SIZE
325-348 FIBERS ROUTED IN SHEATH
24XD SPARE XTRA-DEAD IN SHEATH

HH PROPOSED HH
1000/1 CABLE ROUTE/HH NUMBER
HH SM/MED/LARGE HANDHOLE SIZE
B SPLICE FIBER SPLICE TYPE

▲ PROPOSED PED
 ROW XX' RIGHT OF WAY DISTANCE IN FEET

406-407 FIBERS TO DROPS IN HH/PED
 (407) FIBER SPLICED TO RES/BUS SITE

MATERIAL LIST

| PAGE | QTY |
|-------------------------|------|
| DESCRIPTION | |
| PLOW 1-1/4IN CONDUIT | 2152 |
| BORE 1-1/4IN CONDUIT | 210 |
| TRACER WIRE | 2362 |
| 3/4IN ORANGE CONDUIT | |
| SIGN FOR HANDHOLE | |
| MEDIUM HANDHOLE | 2 |
| LARGE HANDHOLE | |
| CABINET HH FOR D SPLICE | |
| A SPLICE | 2 |
| B SPLICE | |
| D SPLICE | |
| CABINET | |

| No. | Revision/Issue | Date |
|-----|----------------|------|
| | | |

Project Name and Address
 #####

| | | | |
|---------|------------|-------|----|
| Project | #### | Sheet | 45 |
| Date | 12/30/2022 | | |
| Scale | 1:100 | | |

1767
(569)

1789
(566)

PLOW 291 FT 1-1/4IN CONDUIT
PLACE CLOSE TO THE SOUTH ROW

BORE 234 FT 1-1/4IN CONDUIT
PLACE CLOSE TO THE SOUTH ROW

ROW 66 FT

BORE 292 FT 1-1/4IN CONDUIT
PLACE CLOSE TO THE SOUTH ROW

PLOW 388 FT 1-1/4IN CONDUIT
PLACE CLOSE TO THE SOUTH ROW

PLOW 655 FT 1-1/4IN CONDUIT
PLACE CLOSE TO THE SOUTH ROW

235TH ST

235TH ST

BFOI(48)
565-570
42 XD

4S-490
MEDIUM HH
A SPLICE

BFOI(48)
565-566
46 XD

566

4S-500
MEDIUM HH
A SPLICE

BFOI(48)
565-566
46 XD

BFOI(48)
567
47 XD

PLOW 1064 FT 1-1/4IN CONDUIT
PLACE CLOSE TO THE WEST ROW

46

T91N
R13W
SEC8

1:100

General Notes

--- PLOWED 1-1/4" HDPE CONDUIT

--- BORED 1-1/4" HDPE CONDUIT

--- PROPOSED DROP CONDUIT

BFOI(48) FIBER SIZE
325-348 FIBERS ROUTED IN SHEATH
24XD SPARE XTRA-DEAD IN SHEATH

HH PROPOSED HH
1000/1 CABLE ROUTE/HH NUMBER
HH SM/MED/LARGE HANDHOLE SIZE
B SPLICE FIBER SPLICE TYPE

▲ PROPOSED PED
ROW XX' RIGHT OF WAY
DISTANCE IN FEET

406-407 FIBERS TO DROPS IN HH/PED

(407) FIBER SPLICED TO RES/BUS SITE

MATERIAL LIST

| PAGE | QTY |
|-------------------------|------|
| DESCRIPTION | |
| PLOW 1-1/4IN CONDUIT | 2398 |
| BORE 1-1/4IN CONDUIT | 526 |
| TRACER WIRE | 2924 |
| 3/4IN ORANGE CONDUIT | |
| SIGN FOR HANDHOLE | |
| MEDIUM HANDHOLE | 2 |
| LARGE HANDHOLE | |
| CABINET HH FOR D SPLICE | |
| A SPLICE | 2 |
| B SPLICE | |
| D SPLICE | |
| CABINET | |

| No. | Revision/Issue | Date |
|-----|----------------|------|
| | | |



Project Name and Address
#####

| | | | |
|---------|------------|-------|----|
| Project | #### | Sheet | 46 |
| Date | 12/30/2022 | | |
| Scale | 1:100 | | |

ROW 66 FT

235TH ST

4S-510
MEDIUM HH
A SPLICE

ROW 66 FT

FLOW 719 FT 1-1/4IN CONDUIT
PLACE CLOSE TO THE WEST ROW

T91N
R13W
SEC8

INVANHOE ST

BFOI(48)
565-566
46 XD

T91N
R13W
SEC9

47

1:100

General Notes

--- PLOWED 1-1/4" HDPE CONDUIT
 --- BORED 1-1/4" HDPE CONDUIT
 --- PROPOSED DROP CONDUIT

BFOI(48)
325-348
24XD | FIBER SIZE
FIBERS ROUTED IN SHEATH
SPARE XTRA-DEAD IN SHEATH

HH | PROPOSED HH

1000/1
HH SM/MED/LARGE
B SPLICE | CABLE ROUTE/HH NUMBER
HANDHOLE SIZE
FIBER SPLICE TYPE

▲ | PROPOSED PED

ROW XX' | RIGHT OF WAY
DISTANCE IN FEET


406-407 | FIBERS TO DROPS IN HH/PED

(407) | FIBER SPLICED TO RES/BUS SITE

MATERIAL LIST

| PAGE | QTY |
|-------------------------|-----|
| DESCRIPTION | |
| PLOW 1-1/4IN CONDUIT | 719 |
| BORE 1-1/4IN CONDUIT | |
| TRACER WIRE | 719 |
| 3/4IN ORANGE CONDUIT | |
| SIGN FOR HANDHOLE | |
| MEDIUM HANDHOLE | 1 |
| LARGE HANDHOLE | |
| CABINET HH FOR D SPLICE | |
| A SPLICE | 1 |
| B SPLICE | |
| D SPLICE | |
| CABINET | |

| No. | Revision/Issue | Date |
|-----|----------------|------|
| | | |



Project Name and Address
#####

| | |
|--------------------|-------------|
| Project ##### | Sheet 47 |
| Date 12/30/2022 | |
| Scale 1:100 | |

BFOI(48)
565-566
46 XD

BORE 215 FT 1-1/4IN CONDUIT
PLACE CLOSE TO THE WEST ROW

ROW 66 FT

INVANHOE ST

4S-520
MEDIUM HH
A SPLICE

1792
(565)

565

T91N
R13W
SEC9

48

T91N
R13W
SEC8

1:100

General Notes

- PLOWED 1-1/4" HDPE CONDUIT
- BORED 1-1/4" HDPE CONDUIT
- PROPOSED DROP CONDUIT

BFOI(48)
325-348
24XD

FIBER SIZE
FIBERS ROUTED IN SHEATH
SPARE XTRA-DEAD IN SHEATH

HH

PROPOSED HH

1000/1
HH SM/MED/LARGE
B SPLICE

CABLE ROUTE/HH NUMBER
HANDHOLE SIZE
FIBER SPLICE TYPE

▲

PROPOSED PED

ROW XX'

RIGHT OF WAY
DISTANCE IN FEET

406-407

FIBERS TO DROPS IN HH/PED

(407)

FIBER SPLICED TO RES/BUS SITE

MATERIAL LIST

| PAGE | QTY |
|-------------------------|-----|
| DESCRIPTION | |
| PLOW 1-1/4IN CONDUIT | 215 |
| BORE 1-1/4IN CONDUIT | |
| TRACER WIRE | 215 |
| 3/4IN ORANGE CONDUIT | |
| SIGN FOR HANDHOLE | |
| MEDIUM HANDHOLE | 1 |
| LARGE HANDHOLE | |
| CABINET HH FOR D SPLICE | |
| A SPLICE | 1 |
| B SPLICE | |
| D SPLICE | |
| CABINET | |

| No. | Revision/Issue | Date |
|-----|----------------|------|
| | | |



Project Name and Address
#####

| | |
|--------------------|-------------|
| Project ##### | Sheet 48 |
| Date 12/30/2022 | |
| Scale 1:100 | |

T91N
R13W
SEC8

BFOI(48)
571-572
46 XD

4S-530
MEDIUM HH
A SPLICE

571-572

1752
(572)

49

1:100

General Notes

- PLOWED 1-1/4" HDPE CONDUIT
- BORED 1-1/4" HDPE CONDUIT
- PROPOSED DROP CONDUIT

BFOI(48) FIBER SIZE
325-348 FIBERS ROUTED IN SHEATH
24XD SPARE XTRA-DEAD IN SHEATH

HH PROPOSED HH
1000/1 CABLE ROUTE/HH NUMBER
HH SM/MED/LARGE HANDHOLE SIZE
B SPLICE FIBER SPLICE TYPE

▲ PROPOSED PED
ROW XX' RIGHT OF WAY
DISTANCE IN FEET

406-407 FIBERS TO DROPS IN HH/PED
(407) FIBER SPLICED TO RES/BUS SITE

MATERIAL LIST

| PAGE | 49 |
|-------------------------|-----|
| DESCRIPTION | QTY |
| PLOW 1-1/4IN CONDUIT | |
| BORE 1-1/4IN CONDUIT | |
| TRACER WIRE | |
| 3/4IN ORANGE CONDUIT | |
| SIGN FOR HANDHOLE | |
| MEDIUM HANDHOLE | 1 |
| LARGE HANDHOLE | |
| CABINET HH FOR D SPLICE | |
| A SPLICE | 1 |
| B SPLICE | |
| D SPLICE | |
| CABINET | |

| No. | Revision/Issue | Date |
|-----|----------------|------|
| | | |
| | | |



Project Name and Address

#####

| | | | | |
|---------|------------|-------|----|-------|
| Project | ##### | Sheet | 49 | |
| Date | 12/30/2022 | Scale | | 1:100 |
| Scale | 1:100 | | | |

T91N
R13W
SEC8


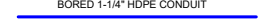

50

4S-540
MEDIUM HH
A SPLICE

PLOW 1129 FT 1-1/4IN CONDUIT
PLACE CLOSE TO THE WEST ROW

1:100


General Notes

-  PLOWED 1-1/4" HDPE CONDUIT
-  BORED 1-1/4" HDPE CONDUIT
-  PROPOSED DROP CONDUIT

BFOI(48) FIBER SIZE
325-348 FIBERS ROUTED IN SHEATH
24XD SPARE XTRA-DEAD IN SHEATH

HH PROPOSED HH

1000/1 CABLE ROUTE/HH NUMBER
HH SM/MED/LARGE HANDHOLE SIZE
B SPLICE FIBER SPLICE TYPE

 PROPOSED PED

ROW XX' RIGHT OF WAY
DISTANCE IN FEET

406-407 FIBERS TO DROPS IN HH/PED

(407) FIBER SPLICED TO RES/BUS SITE

MATERIAL LIST

| DESCRIPTION | QTY |
|-------------------------|------|
| PAGE | 50 |
| PLOW 1-1/4IN CONDUIT | 1129 |
| BORE 1-1/4IN CONDUIT | |
| TRACER WIRE | 1129 |
| 3/4IN ORANGE CONDUIT | |
| SIGN FOR HANDHOLE | |
| MEDIUM HANDHOLE | 1 |
| LARGE HANDHOLE | |
| CABINET HH FOR D SPLICE | |
| A SPLICE | 1 |
| B SPLICE | |
| D SPLICE | |
| CABINET | |

| No. | Revision/Issue | Date |
|-----|----------------|------|
| | | |



Project Name and Address

#####

| | | | |
|---------|------------|-------|----|
| Project | ##### | Sheet | 50 |
| Date | 12/30/2022 | | |
| Scale | 1:100 | | |

4S-550
MEDIUM HH
A SPLICE

1776
(567)

567

51

General Notes

- PLOWED 1-1/4" HDPE CONDUIT
- BORED 1-1/4" HDPE CONDUIT
- PROPOSED DROP CONDUIT

BFOI(48) FIBER SIZE
325-348 FIBERS ROUTED IN SHEATH
24XD SPARE XTRA-DEAD IN SHEATH

HH PROPOSED HH

1000/1 CABLE ROUTE/HH NUMBER
HH SM/MED/LARGE HANDHOLE SIZE
B SPLICE FIBER SPLICE TYPE

▲ PROPOSED PED

ROW XX' RIGHT OF WAY DISTANCE IN FEET

406-407 FIBERS TO DROPS IN HH/PED

(407) FIBER SPLICED TO RES/BUS SITE

MATERIAL LIST

| PAGE | 51 |
|-------------------------|-----|
| DESCRIPTION | QTY |
| PLOW 1-1/4IN CONDUIT | |
| BORE 1-1/4IN CONDUIT | |
| TRACER WIRE | |
| 3/4IN ORANGE CONDUIT | |
| SIGN FOR HANDHOLE | |
| MEDIUM HANDHOLE | 1 |
| LARGE HANDHOLE | |
| CABINET HH FOR D SPLICE | |
| A SPLICE | 1 |
| B SPLICE | |
| D SPLICE | |
| CABINET | |

| No. | Revision/Issue | Date |
|-----|----------------|------|
| | | |



Project Name and Address
#####

| | |
|--------------------|-------------|
| Project ##### | Sheet 51 |
| Date 12/30/2022 | |
| Scale 1:100 | |

1:100

1750
(571)

52

General Notes

— PLOWED 1-1/4" HDPE CONDUIT

— BORED 1-1/4" HDPE CONDUIT

— PROPOSED DROP + CONDUIT

BFOI(48) FIBER SIZE
325-348 FIBERS ROUTED IN SHEATH
24XD SPARE XTRA-DEAD IN SHEATH

HH PROPOSED HH

1000/1 CABLE ROUTE/HH NUMBER
HH SM/MED/LARGE HANDHOLE SIZE
B SPLICE FIBER SPLICE TYPE

▲ PROPOSED PED

ROW XX' RIGHT OF WAY
DISTANCE IN FEET

406-407 FIBERS TO DROPS IN HH/PED

(407) FIBER SPLICED TO RES/BUS SITE

MATERIAL LIST

| PAGE | 52 |
|-------------------------|-----|
| DESCRIPTION | QTY |
| PLOW 1-1/4IN CONDUIT | |
| BORE 1-1/4IN CONDUIT | |
| TRACER WIRE | |
| 3/4IN ORANGE CONDUIT | |
| SIGN FOR HANDHOLE | |
| MEDIUM HANDHOLE | |
| LARGE HANDHOLE | |
| CABINET HH FOR D SPLICE | |
| A SPLICE | |
| B SPLICE | |
| D SPLICE | |
| CABINET | |

| No. | Revision/Issue | Date |
|-----|----------------|------|
| | | |



Project Name and Address

#####

| | | |
|---------|------------|--------------------|
| Project | ##### | Sheet 52 |
| Date | 12/30/2022 | |
| Scale | 1:100 | |

1:100

T91N
R13W
SEC8

53

1:100

General Notes

--- PLOWED 1-1/4" HDPE CONDUIT
--- BORED 1-1/4" HDPE CONDUIT
--- PROPOSED DROP + CONDUIT

BFOI(48) FIBER SIZE
325-348 FIBERS ROUTED IN SHEATH
24XD SPARE XTRA-DEAD IN SHEATH

HH PROPOSED HH
1000/1 CABLE ROUTE/HH NUMBER
HH SM/MED/LARGE HANDHOLE SIZE
B SPLICE FIBER SPLICE TYPE

▲ PROPOSED PED


ROW XX' RIGHT OF WAY
DISTANCE IN FEET

406-407 FIBERS TO DROPS IN HH/PED
(407) FIBER SPLICED TO RES/BUS SITE

MATERIAL LIST

| DESCRIPTION | QTY |
|-------------------------|-----|
| PAGE | 53 |
| PLOW 1-1/4IN CONDUIT | |
| BORE 1-1/4IN CONDUIT | |
| TRACER WIRE | |
| 3/4IN ORANGE CONDUIT | |
| SIGN FOR HANDHOLE | |
| MEDIUM HANDHOLE | |
| LARGE HANDHOLE | |
| CABINET HH FOR D SPLICE | |
| A SPLICE | |
| B SPLICE | |
| D SPLICE | |
| CABINET | |

| No. | Revision/Issue | Date |
|-----|----------------|------|
| | | |
| | | |



Project Name and Address
#####

| | | | | |
|---------|------------|-------|----|-------|
| Project | ##### | Sheet | 53 | |
| Date | 12/30/2022 | Scale | | 1:100 |
| Scale | 1:100 | | | |

**T92N
R13W
SEC19**

**T92N
R14W
SEC24**

**T92N
R14W
SEC25**

**T92N
R13W
SEC30**

54

**BFOI(48)
193-204
39 XD**

BORE 111 FT 1-1/4IN CONDUIT
PLACE CLOSE TO THE WEST ROW

200-201
ROW 100 FT

**1988
(201)**

**1N-560
MEDIUM HH
A SPLICE**


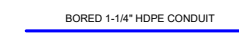

**1994
(200)**

GARDEN AVENUE

200TH ST


GARDEN AVENUE

General Notes

-  PLOWED 1-1/4" HDPE CONDUIT
-  BORED 1-1/4" HDPE CONDUIT
-  PROPOSED DROP CONDUIT

BFOI(48) FIBER SIZE
325-348 FIBERS ROUTED IN SHEATH
24XD SPARE XTRA-DEAD IN SHEATH

HH PROPOSED HH
1000/1 CABLE ROUTE/HH NUMBER
HH SM/MED/LARGE HANDHOLE SIZE
B SPLICE FIBER SPLICE TYPE

 PROPOSED PED

ROW XX' RIGHT OF WAY DISTANCE IN FEET

406-407 FIBERS TO DROPS IN HH/PED

(407) FIBER SPLICED TO RES/BUS SITE

MATERIAL LIST

| PAGE | 54 |
|-------------------------|-----|
| DESCRIPTION | QTY |
| PLOW 1-1/4IN CONDUIT | |
| BORE 1-1/4IN CONDUIT | 111 |
| TRACER WIRE | 111 |
| 3/4IN ORANGE CONDUIT | |
| SIGN FOR HANDHOLE | |
| MEDIUM HANDHOLE | 1 |
| LARGE HANDHOLE | |
| CABINET HH FOR D SPLICE | |
| A SPLICE | 1 |
| B SPLICE | |
| D SPLICE | |
| CABINET | |

| No. | Revision/Issue | Date |
|-----|----------------|------|
| | | |



Project Name and Address

#####

| | |
|--------------------|-------------|
| Project ##### | Sheet 54 |
| Date 12/30/2022 | |
| Scale 1:100 | |

**T92N
R14W
SEC24**

55

**T92N
R13W
SEC19**

PLOW 1689 FT 2 1-1/4IN CONDUIT
PLACE CLOSE TO THE WEST ROW

GARDEN AVENUE

ROW 100 FT

PLOW 691 FT 1-1/4IN CONDUIT
PLACE CLOSE TO THE WEST ROW

5000
HH
A Splice

BFOI(48)
1-4 PON
44 XD

1 NORTH
288
CABINET
D SPLICE

175




BFOI(48)
193-204
39 XD

PLOW 614 FT 1-1/4IN CONDUIT
PLACE CLOSE TO THE WEST ROW

GARDEN AVENUE


1:100

General Notes

-  PLOWED 1-1/4" HDPE CONDUIT
-  BORED 1-1/4" HDPE CONDUIT
-  PROPOSED DROP CONDUIT

BFOI(48) FIBER SIZE
325-348 FIBERS ROUTED IN SHEATH
24XD SPARE XTRA-DEAD IN SHEATH

HH PROPOSED HH
1000/1 CABLE ROUTE/HH NUMBER
HH SM/MED/LARGE HANDHOLE SIZE
B SPLICE FIBER SPLICE TYPE

 PROPOSED PED
ROW XX' RIGHT OF WAY
DISTANCE IN FEET

406-407 FIBERS TO DROPS IN HH/PED
(407) FIBER SPLICED TO RES/BUS SITE

MATERIAL LIST

| PAGE | 55 |
|-------------------------|---------|
| DESCRIPTION | QTY |
| PLOW 1-1/4IN CONDUIT | 2994 |
| BORE 1-1/4IN CONDUIT | |
| TRACER WIRE | 2994 |
| 3/4IN ORANGE CONDUIT | |
| SIGN FOR HANDHOLE | |
| MEDIUM HANDHOLE | |
| LARGE HANDHOLE | |
| CABINET HH FOR D SPLICE | 1 |
| A SPLICE | 1 |
| B SPLICE | |
| D SPLICE | 1 |
| CABINET | 1-288ct |

| No. | Revision/Issue | Date |
|-----|----------------|------|
| | | |



Project Name and Address

#####

| | |
|--------------------|-------------|
| Project ##### | Sheet 55 |
| Date 12/30/2022 | |
| Scale 1:100 | |

T92N
R14W
SEC24

T92N
R13W
SEC19

56

BFOI(96X2)
1-192
48 XD

ROW 100 FT

GARDEN AVENUE

GARDEN AVENUE

1:100

General Notes

- PLOWED 1-1/4" HDPE CONDUIT
- BORED 1-1/4" HDPE CONDUIT
- PROPOSED DROP CONDUIT

BFOI(48) FIBER SIZE
325-348 FIBERS ROUTED IN SHEATH
24XD SPARE XTRA-DEAD IN SHEATH

HH PROPOSED HH

1000/1 CABLE ROUTE/HH NUMBER
HH SM/MED/LARGE HANDHOLE SIZE
B SPLICE FIBER SPLICE TYPE

▲ PROPOSED PED

ROW XX' RIGHT OF WAY
DISTANCE IN FEET

406-407 FIBERS TO DROPS IN HH/PED

(407) FIBER SPLICED TO RES/BUS SITE

MATERIAL LIST

| PAGE | 56 |
|-------------------------|-----|
| DESCRIPTION | QTY |
| PLOW 1-1/4IN CONDUIT | |
| BORE 1-1/4IN CONDUIT | |
| TRACER WIRE | |
| 3/4IN ORANGE CONDUIT | |
| SIGN FOR HANDHOLE | |
| MEDIUM HANDHOLE | |
| LARGE HANDHOLE | |
| CABINET HH FOR D SPLICE | |
| A SPLICE | |
| B SPLICE | |
| D SPLICE | |
| CABINET | |

| No. | Revision/Issue | Date |
|-----|----------------|------|
| | | |



Project Name and Address
#####

| | | | |
|---------|------------|-------|----|
| Project | ##### | Sheet | 56 |
| Date | 12/30/2022 | Scale | |
| Scale | 1:100 | | |

**T92N
R14W
SEC24**

**T92N
R13W
SEC19**

57

**BFOI(96X2)
1-192
48 XD**

**BFOI(96X2)
1-192
48 XD**

173-174

**1N-590
LARGE HH
B SPLICE
150FT LOOP**

**1948
(173)**

GARDEN AVENUE

GARDEN AVENUE

PLOW 1303 FT 2 1-1/4IN CONDUIT

ROW 100 FT

BORE 117 FT 2 1-1/4IN CONDUIT
PLACE CLOSE TO THE WEST ROW

1941

1:100

General Notes

BFOI(48) FIBER SIZE
325-348 FIBERS ROUTED IN SHEATH
24XD SPARE XTRA-DEAD IN SHEATH

PROPOSED HH
1000/1 CABLE ROUTE/HH NUMBER
HH SM/MED/LARGE HANDHOLE SIZE
B SPLICE FIBER SPLICE TYPE

PROPOSED PED

ROW XX' RIGHT OF WAY
 DISTANCE IN FEET

406-407 FIBERS TO DROPS IN HH/PED
 (407) FIBER SPLICED TO RES/BUS SITE

MATERIAL LIST

| PAGE | QTY |
|-------------------------|------|
| DESCRIPTION | |
| PLOW 1-1/4IN CONDUIT | 1303 |
| BORE 1-1/4IN CONDUIT | 117 |
| TRACER WIRE | 1420 |
| 3/4IN ORANGE CONDUIT | |
| SIGN FOR HANDHOLE | |
| MEDIUM HANDHOLE | |
| LARGE HANDHOLE | 1 |
| CABINET HH FOR D SPLICE | |
| A SPLICE | |
| B SPLICE | 1 |
| D SPLICE | |
| CABINET | |

| No. | Revision/Issue | Date |
|-----|----------------|------|
| | | |

Waverly Utilities

Project Name and Address

#####

| | | | |
|---------|------------|-------|----|
| Project | ##### | Sheet | 57 |
| Date | 12/30/2022 | | |
| Scale | 1:100 | | |

**T92N
R14W
SEC24**

**T92N
R13W
SEC19**

58

GARDEN AVENUE

GARDEN AVENUE

PLOW 1032 FT 2 1-1/4IN CONDUIT




ROW 100 FT

1N-600
LARGE HH
2 150FT LOOPS

BFOI(96X2)
1-192
48 XD

ROW 100 FT

General Notes

-  PLOWED 1-1/4" HDPE CONDUIT
-  BORED 1-1/4" HDPE CONDUIT
-  PROPOSED DROP CONDUIT

BFOI(48) FIBER SIZE
325-348 FIBERS ROUTED IN SHEATH
24XD SPARE XTRA-DEAD IN SHEATH

HH PROPOSED HH

1000/1 CABLE ROUTE/HH NUMBER
HH SM/MED/LARGE HANDHOLE SIZE
B SPLICE FIBER SPLICE TYPE

 PROPOSED PED

ROW XX' RIGHT OF WAY
DISTANCE IN FEET

406-407 FIBERS TO DROPS IN HH/PED

(407) FIBER SPLICED TO RES/BUS SITE

MATERIAL LIST

| PAGE | 58 |
|-------------------------|------|
| DESCRIPTION | QTY |
| PLOW 1-1/4IN CONDUIT | 1032 |
| BORE 1-1/4IN CONDUIT | |
| TRACER WIRE | 1032 |
| 3/4IN ORANGE CONDUIT | |
| SIGN FOR HANDHOLE | |
| MEDIUM HANDHOLE | |
| LARGE HANDHOLE | 1 |
| CABINET HH FOR D SPLICE | |
| A SPLICE | |
| B SPLICE | |
| D SPLICE | |
| CABINET | |

| No. | Revision/Issue | Date |
|-----|----------------|------|
| | | |



Project Name and Address

#####

| | | | |
|---------|------------|-------|----|
| Project | #### | Sheet | 58 |
| Date | 12/30/2022 | | |
| Scale | 1:100 | | |

1:100

**T92N
R14W
SEC13**

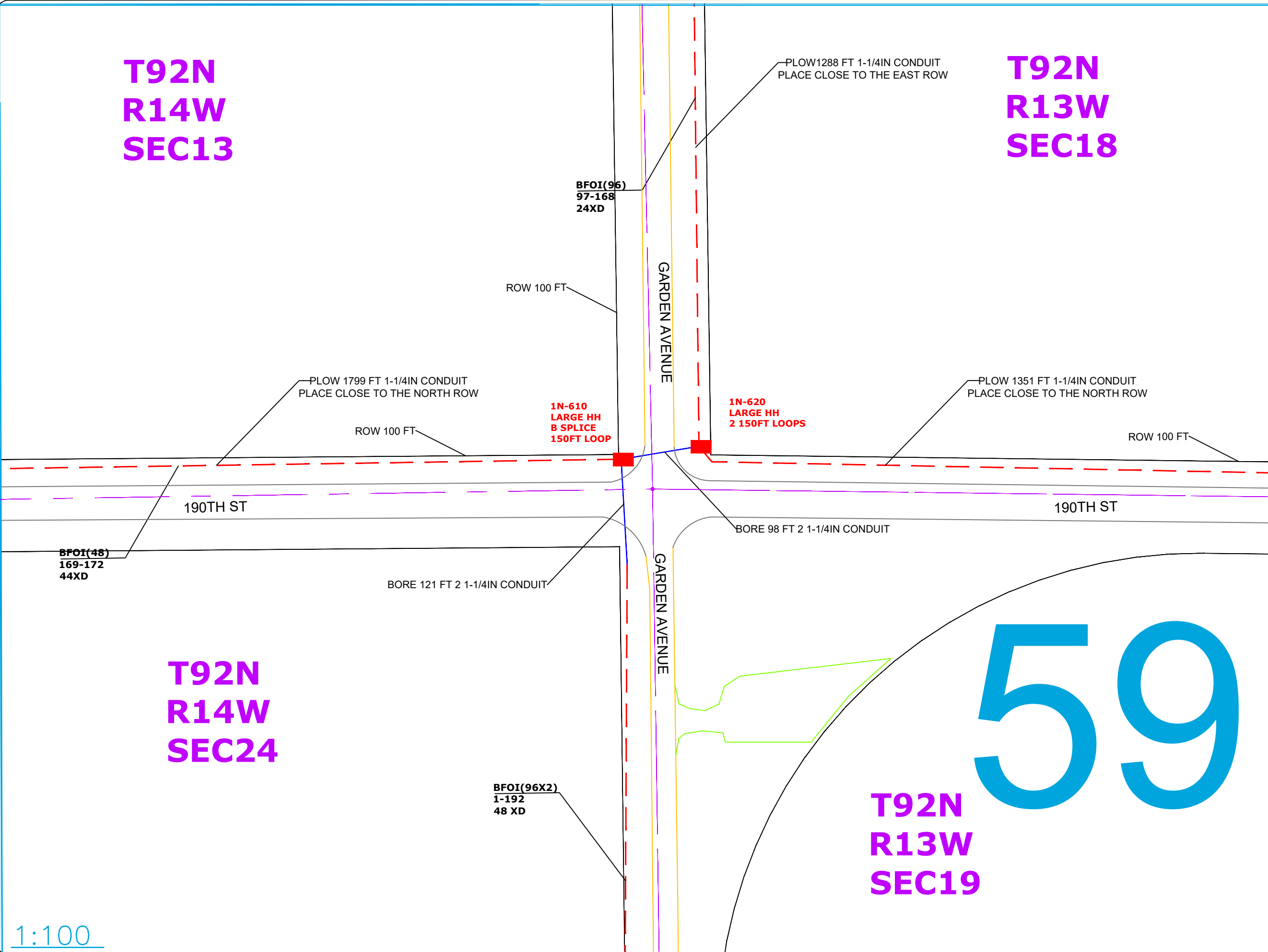
**T92N
R13W
SEC18**

**T92N
R14W
SEC24**

**T92N
R13W
SEC19**

59

1:100



General Notes

- PLOWED 1-1/4" HDPE CONDUIT
- BORED 1-1/4" HDPE CONDUIT
- PROPOSED DROP CONDUIT

BFOI(48) FIBER SIZE
325-348 FIBERS ROUTED IN SHEATH
24XD SPARE XTRA-DEAD IN SHEATH

HH PROPOSED HH
1000/1 CABLE ROUTE/HH NUMBER
HH SM/MED/LARGE HANDHOLE SIZE
B SPLICE FIBER SPLICE TYPE


PROPOSED PED
ROW XX' RIGHT OF WAY DISTANCE IN FEET

406-407 FIBERS TO DROPS IN HH/PED
(407) FIBER SPLICED TO RES/BUS SITE

MATERIAL LIST

| PAGE | 59 |
|-------------------------|------|
| DESCRIPTION | QTY |
| PLOW 1-1/4IN CONDUIT | 4438 |
| BORE 1-1/4IN CONDUIT | 219 |
| TRACER WIRE | 4657 |
| 3/4IN ORANGE CONDUIT | |
| SIGN FOR HANDHOLE | |
| MEDIUM HANDHOLE | |
| LARGE HANDHOLE | 2 |
| CABINET HH FOR D SPLICE | |
| A SPLICE | |
| B SPLICE | 1 |
| D SPLICE | |
| CABINET | |

| No. | Revision/Issue | Date |
|-----|----------------|------|
| | | |



Project Name and Address
#####

| | | | |
|---------|------------|-------|----|
| Project | #### | Sheet | 59 |
| Date | 12/30/2022 | | |
| Scale | 1:100 | | |

T92N
R14W
SEC13

ROW 100 FT

GARDEN AVENUE

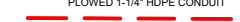
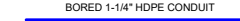

GARDEN AVENUE

1N- 630
LARGE HH
150FT LOOP

T92N
R13W
SEC18
60

1:100

General Notes

-  PLOWED 1-1/4" HDPE CONDUIT
-  BORED 1-1/4" HDPE CONDUIT
-  PROPOSED DROP CONDUIT

BFOI(48) FIBER SIZE
325-348 FIBERS ROUTED IN SHEATH
24XD SPARE XTRA-DEAD IN SHEATH

 **HH** PROPOSED HH

1000/1 CABLE ROUTE/HH NUMBER
HH SM/MED/LARGE HANDHOLE SIZE
B SPLICE FIBER SPLICE TYPE

 PROPOSED PED

ROW XX' RIGHT OF WAY
DISTANCE IN FEET

406-407 FIBERS TO DROPS IN HH/PED

(407) FIBER SPLICED TO RES/BUS SITE

MATERIAL LIST

| DESCRIPTION | QTY |
|-------------------------|-----|
| PAGE | 60 |
| PLOW 1-1/4IN CONDUIT | |
| BORE 1-1/4IN CONDUIT | |
| TRACER WIRE | |
| 3/4IN ORANGE CONDUIT | |
| SIGN FOR HANDHOLE | |
| MEDIUM HANDHOLE | |
| LARGE HANDHOLE | 1 |
| CABINET HH FOR D SPLICE | |
| A SPLICE | |
| B SPLICE | |
| D SPLICE | |
| CABINET | |

| No. | Revision/Issue | Date |
|-----|----------------|------|
| | | |



Project Name and Address

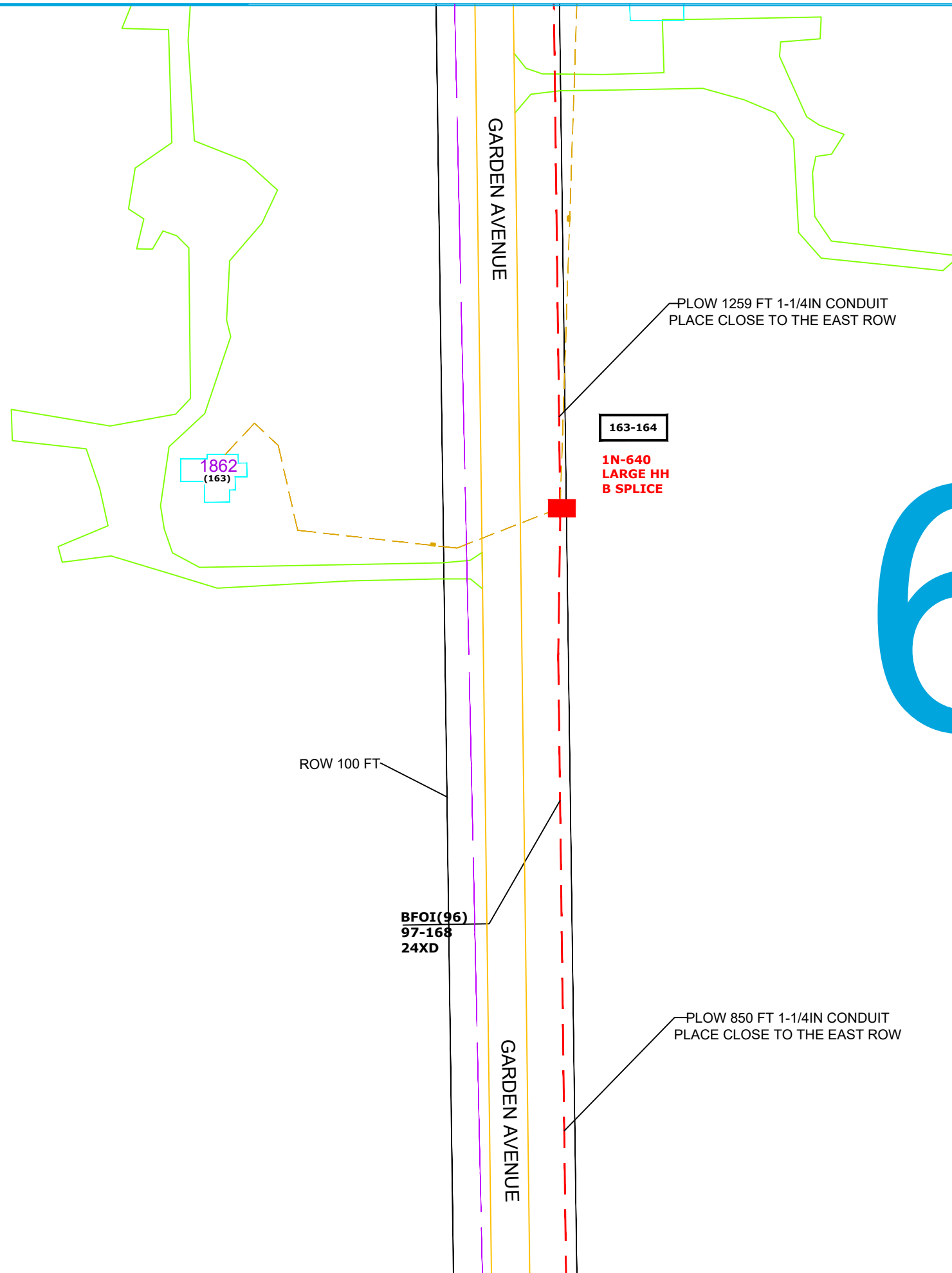
#####

| | | | |
|---------|------------|-------|----|
| Project | ##### | Sheet | 60 |
| Date | 12/30/2022 | | |
| Scale | 1:100 | | |

**T92N
R14W
SEC13**

**T92N
R13W
SEC18**

61



PLOW 1259 FT 1-1/4IN CONDUIT
PLACE CLOSE TO THE EAST ROW

163-164
1N-640
LARGE HH
B SPLICE

ROW 100 FT

BFOI(96)
97-168
24XD

PLOW 850 FT 1-1/4IN CONDUIT
PLACE CLOSE TO THE EAST ROW

General Notes

- PLOWED 1-1/4" HDPE CONDUIT
- BORED 1-1/4" HDPE CONDUIT
- PROPOSED DROP CONDUIT

BFOI(48) FIBER SIZE
325-348 FIBERS ROUTED IN SHEATH
24XD SPARE XTRA-DEAD IN SHEATH

HH PROPOSED HH
1000/1 CABLE ROUTE/HH NUMBER
HH SM/MED/LARGE HANDHOLE SIZE
B SPLICE FIBER SPLICE TYPE

PROPOSED PED

ROW XX' RIGHT OF WAY
DISTANCE IN FEET

406-407 FIBERS TO DROPS IN HH/PED

(407) FIBER SPLICED TO RES/BUS SITE

MATERIAL LIST

| PAGE | QTY |
|-------------------------|------|
| DESCRIPTION | |
| PLOW 1-1/4IN CONDUIT | 2109 |
| BORE 1-1/4IN CONDUIT | |
| TRACER WIRE | 2109 |
| 3/4IN ORANGE CONDUIT | |
| SIGN FOR HANDHOLE | |
| MEDIUM HANDHOLE | |
| LARGE HANDHOLE | 1 |
| CABINET HH FOR D SPLICE | |
| A SPLICE | |
| B SPLICE | 1 |
| D SPLICE | |
| CABINET | |
| ENTER EXISTING PED | |

| No. | Revision/Issue | Date |
|-----|----------------|------|
| | | |



Project Name and Address

#####

| | |
|--------------------|-------------|
| Project ##### | Sheet 61 |
| Date 12/30/2022 | |
| Scale 1:100 | |

T92N
R14W
SEC13

62

T92N
R13W
SEC18

GARDEN AVENUE

GARDEN AVENUE

BORE 207 FT 1-1/4IN CONDUIT
PLACE CLOSE TO THE EAST ROW

ROW 100 FT

1:100

1851
(164)

General Notes

— PLOWED 1-1/4" HDPE CONDUIT

— BORED 1-1/4" HDPE CONDUIT

— PROPOSED DROP CONDUIT

BFOI(48) FIBER SIZE
325-348 FIBERS ROUTED IN SHEATH
24XD SPARE XTRA-DEAD IN SHEATH

HH PROPOSED HH

1000/1 CABLE ROUTE/HH NUMBER
HH SM/MED/LARGE HANDHOLE SIZE
B SPLICE FIBER SPLICE TYPE

▲ PROPOSED PED

ROW XX' RIGHT OF WAY
DISTANCE IN FEET

406-407 FIBERS TO DROPS IN HH/PED

(407) FIBER SPLICED TO RES/BUS SITE

MATERIAL LIST

| PAGE | 62 |
|-------------------------|-----|
| DESCRIPTION | QTY |
| PLOW 1-1/4IN CONDUIT | |
| BORE 1-1/4IN CONDUIT | 207 |
| TRACER WIRE | |
| 3/4IN ORANGE CONDUIT | 207 |
| SIGN FOR HANDHOLE | |
| MEDIUM HANDHOLE | |
| LARGE HANDHOLE | |
| CABINET HH FOR D SPLICE | |
| A SPLICE | |
| B SPLICE | |
| D SPLICE | |
| CABINET | |

| No. | Revision/Issue | Date |
|-----|----------------|------|
| | | |
| | | |



Project Name and Address

#####

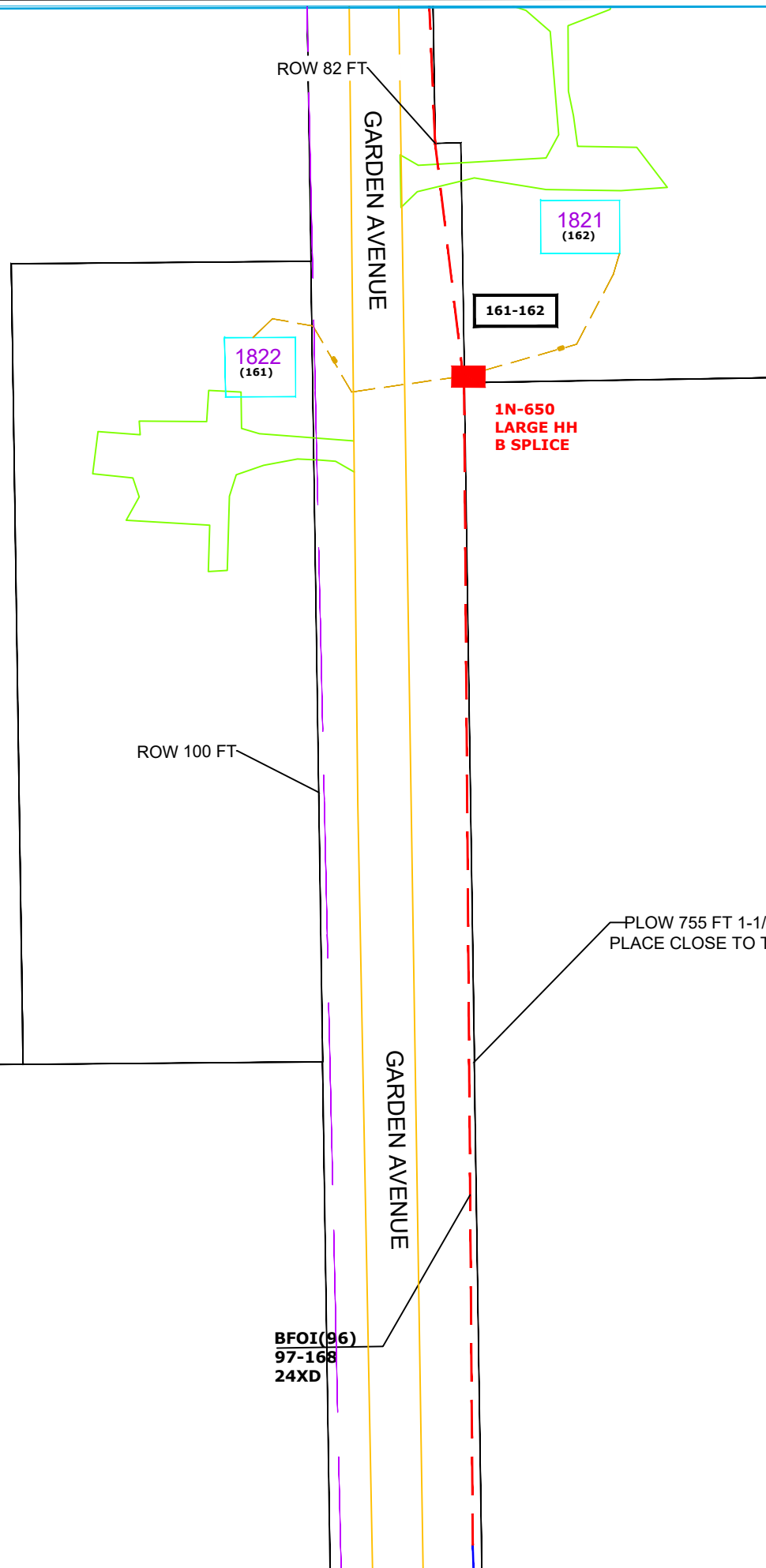
| | | | | |
|---------|------------|-------|----|-------|
| Project | ##### | Sheet | 62 | |
| Date | 12/30/2022 | Scale | | 1:100 |
| Scale | 1:100 | | | |

**T92N
R14W
SEC13**

63

**T92N
R13W
SEC18**

1:100



General Notes

- PLOWED 1-1/4" HDPE CONDUIT
- BORED 1-1/4" HDPE CONDUIT
- PROPOSED DROP CONDUIT

BFOI(48)
325-348
24XD

FIBER SIZE
FIBERS ROUTED IN SHEATH
SPARE XTRA-DEAD IN SHEATH

HH
PROPOSED HH

1000/1
HH SM/MED/LARGE
B SPLICE

CABLE ROUTE/HH NUMBER
HANDHOLE SIZE
FIBER SPLICE TYPE

PROPOSED PED

ROW XX' RIGHT OF WAY
DISTANCE IN FEET

406-407 FIBERS TO DROPS IN HH/PED

(407) FIBER SPLICED TO RES/BUS SITE

MATERIAL LIST

| PAGE | QTY |
|-------------------------|-----|
| DESCRIPTION | |
| PLOW 1-1/4IN CONDUIT | 755 |
| BORE 1-1/4IN CONDUIT | |
| TRACER WIRE | 755 |
| 3/4IN ORANGE CONDUIT | |
| SIGN FOR HANDHOLE | |
| MEDIUM HANDHOLE | |
| LARGE HANDHOLE | 1 |
| CABINET HH FOR D SPLICE | |
| A SPLICE | |
| B SPLICE | 1 |
| D SPLICE | |
| CABINET | |

| No. | Revision/Issue | Date |
|-----|----------------|------|
| | | |

Project Name and Address
#####

| | |
|--------------------|-------------|
| Project ##### | Sheet 63 |
| Date 12/30/2022 | |
| Scale 1:100 | |

**T92N
R14W
SEC12**

**T92N
R13W
SEC7**

**T92N
R14W
SEC13**

64

**T92N
R13W
SEC18**

GARDEN AVENUE

GARDEN AVENUE

**BFOI(96)
133-149
79XD**

ROW 100 FT

**BFOI(96)
97-168,
24XD
BFOI(48)
97-132
19XD**

BORE 104 FT 1-1/4IN CONDUIT

PLOW 924 FT 1-1/4IN CONDUIT
PLACE CLOSE TO THE SOUTH ROW

BORE 113 FT 1-1/4IN CONDUIT

ROW 66 FT

ROW 66 FT

180TH ST

180TH ST

**1N-670
LARGE HH
B SPLICE**

**1N-660
LARGE HH
2-150FT LOOP**

**BFOI(48)
150-160
38XD**

PLOW 844 FT 1-1/4IN CONDUIT
PLACE CLOSE TO THE EAST ROW

**BFOI(48)
97-132
19XD**

ROW 100 FT

**BFOI(96)
97-168
24XD**

ROW 82 FT

General Notes

— PLOWED 1-1/4" HDPE CONDUIT

— BORED 1-1/4" HDPE CONDUIT

— PROPOSED DROP CONDUIT

BFOI(48) FIBER SIZE
325-348 FIBERS ROUTED IN SHEATH
24XD SPARE XTRA-DEAD IN SHEATH

HH PROPOSED HH

1000/1 CABLE ROUTE/HH NUMBER
HH SM/MED/LARGE HANDHOLE SIZE
B SPLICE FIBER SPLICE TYPE

▲ PROPOSED PED

ROW XX' RIGHT OF WAY
DISTANCE IN FEET

406-407 FIBERS TO DROPS IN HH/PED

(407) FIBER SPLICED TO RES/BUS SITE

MATERIAL LIST

| PAGE | QTY |
|-------------------------|------|
| DESCRIPTION | |
| PLOW 1-1/4IN CONDUIT | 1768 |
| BORE 1-1/4IN CONDUIT | 217 |
| TRACER WIRE | 1985 |
| 3/4IN ORANGE CONDUIT | |
| SIGN FOR HANDHOLE | |
| MEDIUM HANDHOLE | |
| LARGE HANDHOLE | 2 |
| CABINET HH FOR D SPLICE | |
| A SPLICE | |
| B SPLICE | 1 |
| D SPLICE | |
| CABINET | |

| No. | Revision/Issue | Date |
|-----|----------------|------|
| | | |



Project Name and Address

#####

| | |
|--------------------|-------------|
| Project ##### | Sheet 64 |
| Date 12/30/2022 | |
| Scale 1:100 | |

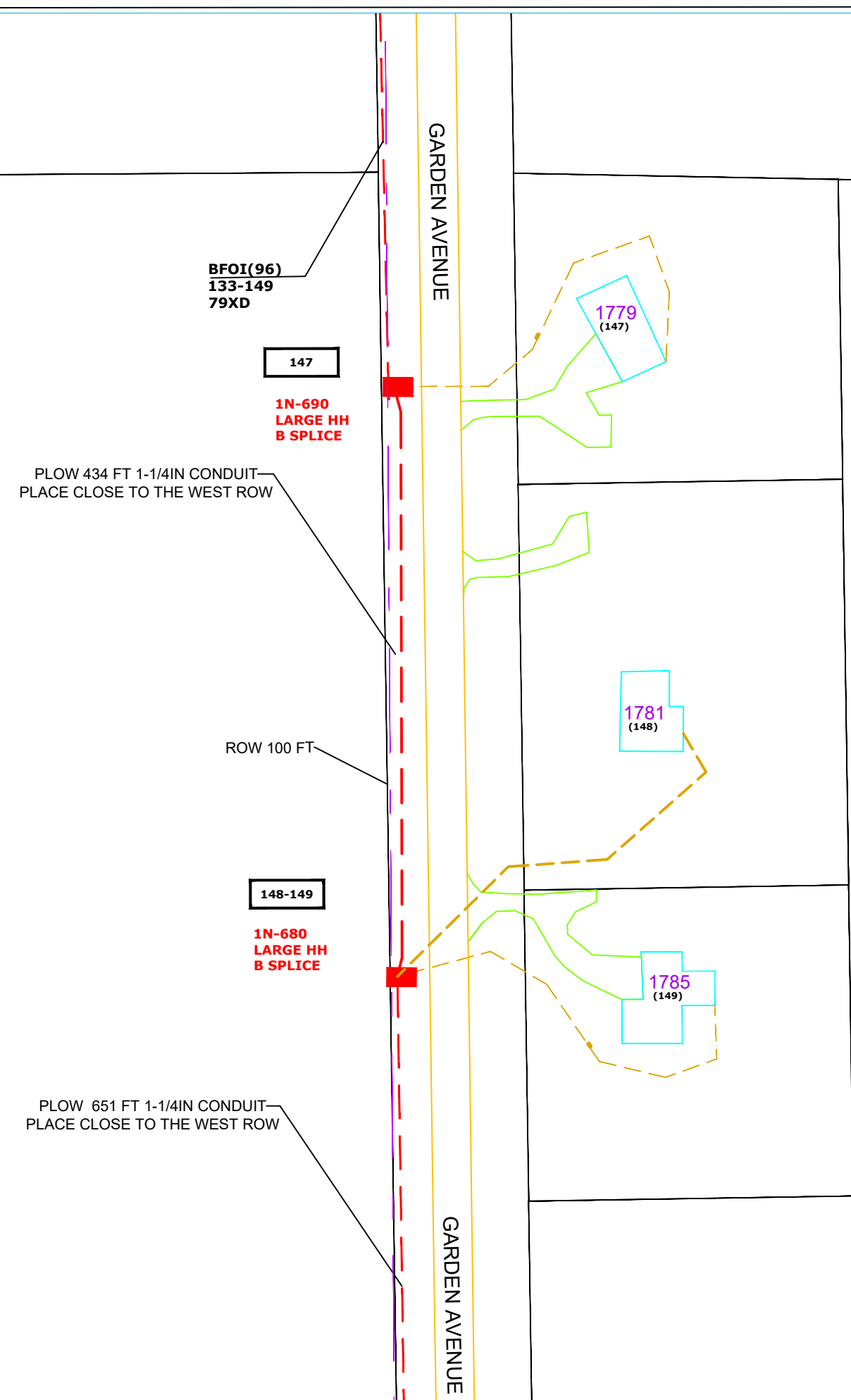
1:100

**T92N
R14W
SEC12**

**T92N
R13W
SEC7**

65

1:100



General Notes

PLOWED 1-1/4" HDPE CONDUIT
 BORED 1-1/4" HDPE CONDUIT
 PROPOSED DROP CONDUIT

BFOI(48) FIBER SIZE
325-348 FIBERS ROUTED IN SHEATH
24XD SPARE XTRA-DEAD IN SHEATH

HH PROPOSED HH
1000/1 CABLE ROUTE/HH NUMBER
HH SM/MED/LARGE HANDHOLE SIZE
B SPLICE FIBER SPLICE TYPE

PROPOSED PED

ROW XX' RIGHT OF WAY DISTANCE IN FEET

406-407 FIBERS TO DROPS IN HH/PED
(407) FIBER SPLICED TO RES/BUS SITE

MATERIAL LIST

| PAGE | QTY |
|-------------------------|------|
| DESCRIPTION | |
| PLOW 1-1/4IN CONDUIT | 1085 |
| BORE 1-1/4IN CONDUIT | |
| TRACER WIRE | 1085 |
| 3/4IN ORANGE CONDUIT | |
| SIGN FOR HANDHOLE | |
| MEDIUM HANDHOLE | |
| LARGE HANDHOLE | 2 |
| CABINET HH FOR D SPLICE | |
| A SPLICE | |
| B SPLICE | 2 |
| D SPLICE | |
| CABINET | |

| No. | Revision/Issue | Date |
|-----|----------------|------|
| | | |

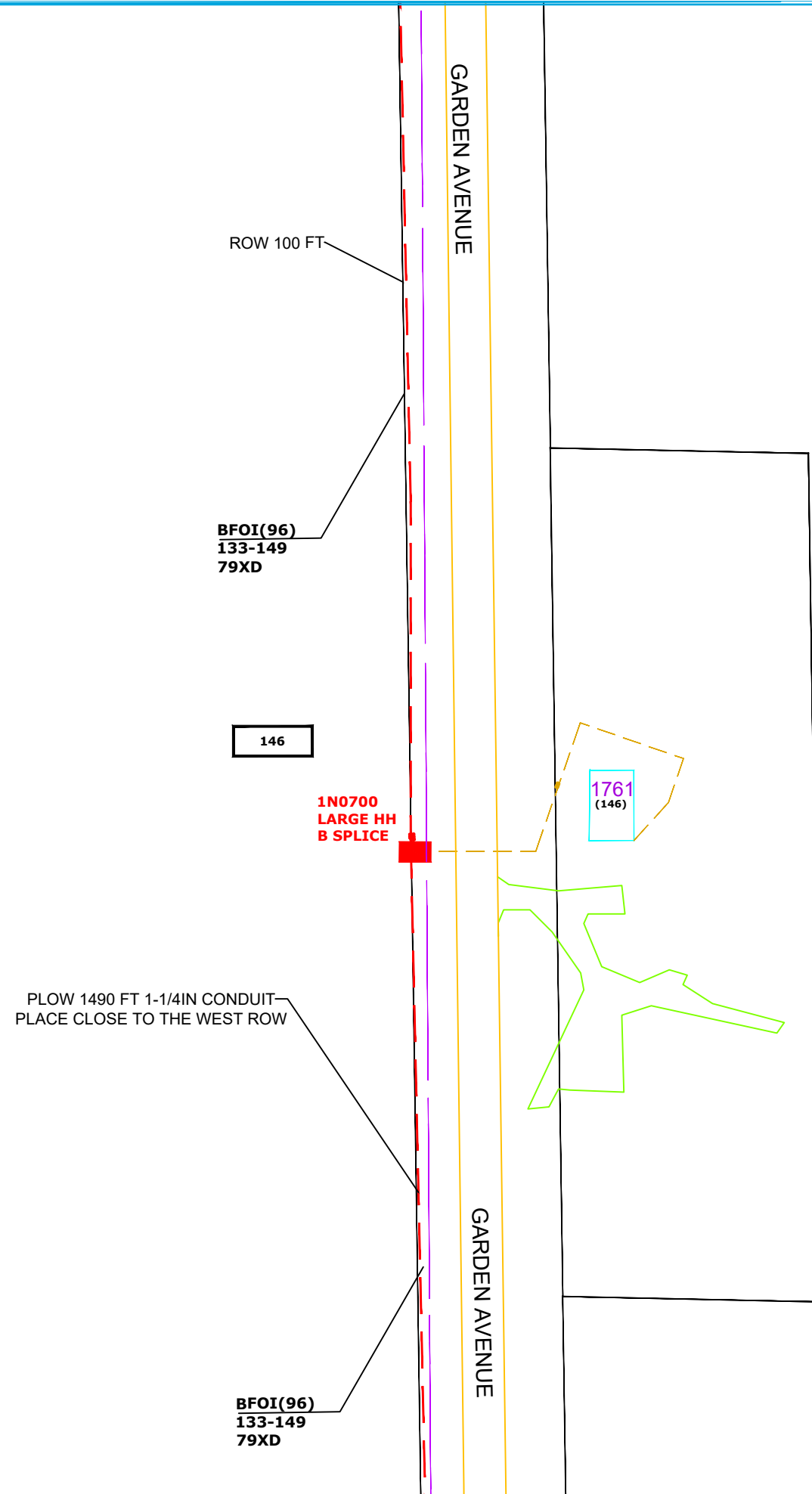
Project Name and Address
#####

| | |
|--------------------|-------------|
| Project ##### | Sheet 65 |
| Date 12/30/2022 | |
| Scale 1:100 | |

T92N
R14W
SEC12

T92N
R13W
SEC7

66



1:100

General Notes

PLOWED 1-1/4" HDPE CONDUIT
 BORED 1-1/4" HDPE CONDUIT
 PROPOSED DROP CONDUIT

BFOI(48)
~~325-348~~
 24XD

FIBER SIZE
FIBERS ROUTED IN SHEATH
SPARE XTRA-DEAD IN SHEATH

HH PROPOSED HH
1000/1 CABLE ROUTE/HH NUMBER
HH SM/MED/LARGE HANDHOLE SIZE
B SPLICE FIBER SPLICE TYPE

PROPOSED PED
 ROW XX' RIGHT OF WAY DISTANCE IN FEET

406-407 FIBERS TO DROPS IN HH/PED
 (407) FIBER SPLICED TO RES/BUS SITE

MATERIAL LIST

| PAGE | QTY |
|-------------------------|------|
| DESCRIPTION | |
| PLOW 1-1/4IN CONDUIT | 1490 |
| BORE 1-1/4IN CONDUIT | |
| TRACER WIRE | 1490 |
| 3/4IN ORANGE CONDUIT | |
| SIGN FOR HANDHOLE | |
| MEDIUM HANDHOLE | |
| LARGE HANDHOLE | 1 |
| CABINET HH FOR D SPLICE | |
| A SPLICE | |
| B SPLICE | 1 |
| D SPLICE | |
| CABINET | |

| No. | Revision/Issue | Date |
|-----|----------------|------|
| | | |

Project Name and Address
#####

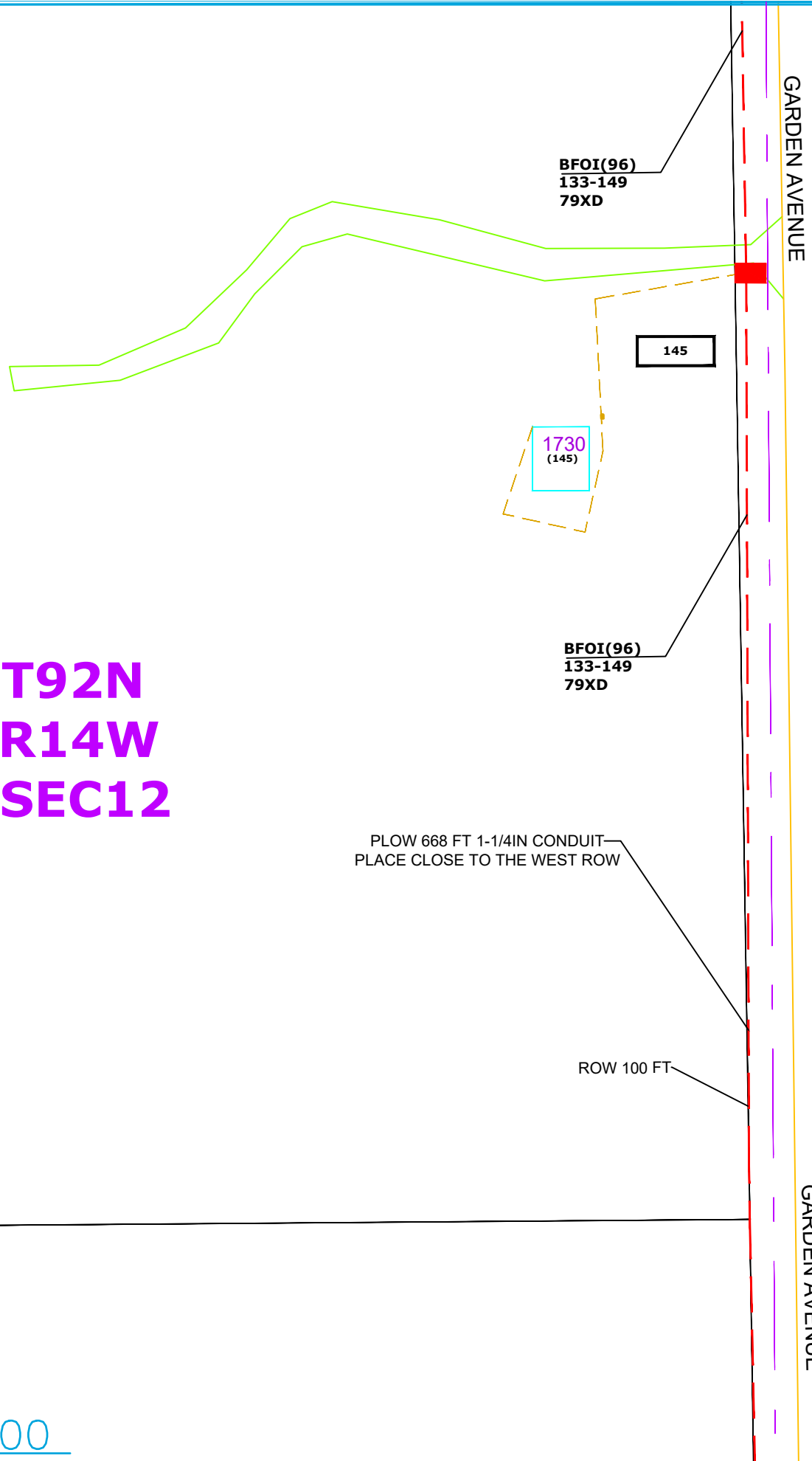
| | | | |
|---------|------------|-------|----|
| Project | #### | Sheet | 66 |
| Date | 12/30/2022 | | |
| Scale | 1:100 | | |

**T92N
R14W
SEC12**

**T92N
R13W
SEC7**

67

1:100



**1N-710
LARGE HH
B SPLICE**

**BFOI(96)
133-149
79XD**

**BFOI(96)
133-149
79XD**

PLOW 668 FT 1-1/4IN CONDUIT
PLACE CLOSE TO THE WEST ROW

ROW 100 FT

GARDEN AVENUE

GARDEN AVENUE

General Notes

PLOWED 1-1/4" HDPE CONDUIT
 BORED 1-1/4" HDPE CONDUIT
 PROPOSED DROP CONDUIT

BFOI(48) FIBER SIZE
325-348 FIBERS ROUTED IN SHEATH
24XD SPARE XTRA-DEAD IN SHEATH

HH PROPOSED HH
1000/1 CABLE ROUTE/HH NUMBER
HH SM/MED/LARGE HANDHOLE SIZE
B SPLICE FIBER SPLICE TYPE

PROPOSED PED

ROW XX' RIGHT OF WAY
 DISTANCE IN FEET

406-407 FIBERS TO DROPS IN HH/PED
 (407) FIBER SPLICED TO RES/BUS SITE

MATERIAL LIST

| | |
|-------------------------|-----|
| PAGE | 67 |
| DESCRIPTION | QTY |
| PLOW 1-1/4IN CONDUIT | 668 |
| BORE 1-1/4IN CONDUIT | |
| TRACER WIRE | 668 |
| 3/4IN ORANGE CONDUIT | |
| SIGN FOR HANDHOLE | |
| MEDIUM HANDHOLE | |
| LARGE HANDHOLE | 1 |
| CABINET HH FOR D SPLICE | |
| A SPLICE | |
| B SPLICE | 1 |
| D SPLICE | |
| CABINET | |

| No. | Revision/Issue | Date |
|-----|----------------|------|
| | | |

Project Name and Address

#####

| | | | |
|----------------|------------|--------------|----|
| Project | ##### | Sheet | 67 |
| Date | 12/30/2022 | | |
| Scale | 1:100 | | |

**T92N
R14W
SEC12**

**BFOI(96)
133-149
79XD**

144

**1N-720
LARGE HH
B SPLICE**

**BFOI(96)
133-149
79XD**

ROW 100 FT

PLOW 1010 FT 1-1/4IN CONDUIT—
PLACE CLOSE TO THE WEST ROW

GARDEN AVENUE

GARDEN AVENUE



1715
(144)

68

**T92N
R13W
SEC7**

1:100

General Notes

-  PLOWED 1-1/4" HDPE CONDUIT
-  BORED 1-1/4" HDPE CONDUIT
-  PROPOSED DROP CONDUIT

BFOI(48) FIBER SIZE
325-348 FIBERS ROUTED IN SHEATH
24XD SPARE XTRA-DEAD IN SHEATH

HH PROPOSED HH
1000/1 CABLE ROUTE/HH NUMBER
HH SM/MED/LARGE HANDHOLE SIZE
B SPLICE FIBER SPLICE TYPE

 PROPOSED PED

ROW XX' RIGHT OF WAY
DISTANCE IN FEET

406-407 FIBERS TO DROPS IN HH/PED

(407) FIBER SPLICED TO RES/BUS SITE

MATERIAL LIST

| PAGE | QTY |
|-------------------------|------|
| DESCRIPTION | |
| PLOW 1-1/4IN CONDUIT | 1010 |
| BORE 1-1/4IN CONDUIT | |
| TRACER WIRE | 1010 |
| 3/4IN ORANGE CONDUIT | |
| SIGN FOR HANDHOLE | |
| MEDIUM HANDHOLE | |
| LARGE HANDHOLE | 1 |
| CABINET HH FOR D SPLICE | |
| A SPLICE | |
| B SPLICE | 1 |
| D SPLICE | |
| CABINET | |

| No. | Revision/Issue | Date |
|-----|----------------|------|
| | | |



Project Name and Address
#####

| | |
|--------------------|-------------|
| Project ##### | Sheet 68 |
| Date 12/30/2022 | |
| Scale 1:100 | |

**T92N
R14W
SEC1**

**T92N
R13W
SEC6**

PLOW 1129 FT 1-1/4IN CONDUIT
PLACE CLOSE TO THE SOUTH ROW

BORE 101 FT 1-1/4IN CONDUIT
PLACE CLOSE TO THE SOUTH ROW

ROW 66 FT

PLOW 657 FT 1-1/4IN CONDUIT
PLACE CLOSE TO THE SOUTH ROW

BORE 204 FT 1-1/4IN CONDUIT
PLACE CLOSE TO THE SOUTH ROW

ROW 66 FT

170TH ST

170TH ST

**1N-730
LARGE HH
B SPLICE**

**BFOI(48)
140-143
44XD**

**BFOI(48)
133-139
41XD**

**T92N
R14W
SEC12**

69

**T92N
R13W
SEC7**

**BFOI(96)
133-149
79XD**

PLOW 935 FT 1-1/4IN CONDUIT
PLACE CLOSE TO THE WEST ROW

ROW 100 FT

GARDEN AVENUE

GARDEN AVENUE

GARDEN AVENUE

General Notes

PLOWED 1-1/4" HDPE CONDUIT

BORED 1-1/4" HDPE CONDUIT

PROPOSED DROP CONDUIT

BFOI(48) FIBER SIZE
325-348 FIBERS ROUTED IN SHEATH
24XD SPARE XTRA-DEAD IN SHEATH

HH PROPOSED HH
1000/1 CABLE ROUTE/HH NUMBER
HH SM/MED/LARGE HANDHOLE SIZE
B SPLICE FIBER SPLICE TYPE

▲ PROPOSED PED

ROW XX' RIGHT OF WAY
DISTANCE IN FEET

406-407 FIBERS TO DROPS IN HH/PED

(407) FIBER SPLICED TO RES/BUS SITE

MATERIAL LIST

| PAGE | QTY |
|-------------------------|------|
| DESCRIPTION | |
| PLOW 1-1/4IN CONDUIT | 2721 |
| BORE 1-1/4IN CONDUIT | 305 |
| TRACER WIRE | 3026 |
| 3/4IN ORANGE CONDUIT | |
| SIGN FOR HANDHOLE | |
| MEDIUM HANDHOLE | |
| LARGE HANDHOLE | 1 |
| CABINET HH FOR D SPLICE | |
| A SPLICE | |
| B SPLICE | 1 |
| D SPLICE | |
| CABINET | |

| No. | Revision/Issue | Date |
|-----|----------------|------|
| | | |



Project Name and Address

#####

Project

####

Date

12/30/2022

Scale

1:100

Sheet

69

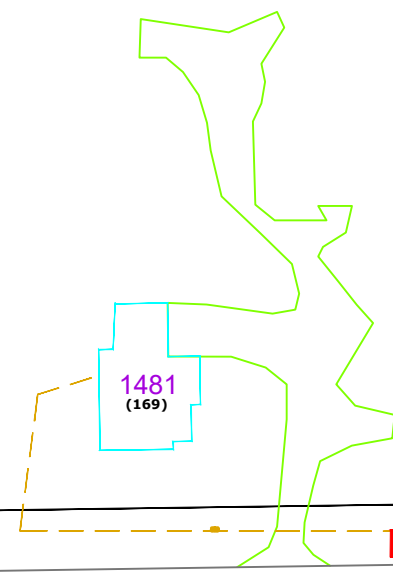
1:100

**T92N
R14W
SEC14**

**T92N
R14W
SEC23**

FAIRVIEW AVE

70



169
**1N-740
MEDIUM HH
A SPLICE**

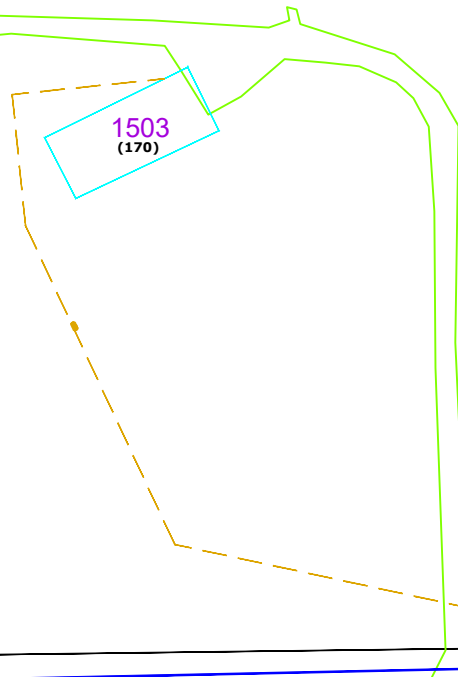
PLOW 589 FT 1-1/4IN CONDUIT
PLACE CLOSE TO THE NORTH ROW

ROW 100 FT

190TH ST

BFOI(48)
169-172
44XD

BORE 380 FT 1-1/4IN CONDUIT
PLACE CLOSE TO THE NORTH ROW



**1503
(170)**

170-171

**1N-750
MEDIUM HH
A SPLICE**

190TH ST

General Notes

PLOWED 1-1/4" HDPE CONDUIT
 BORED 1-1/4" HDPE CONDUIT
 PROPOSED DROP CONDUIT

BFOI(48)
325-348
24XD

FIBER SIZE
FIBERS ROUTED IN SHEATH
SPARE XTRA-DEAD IN SHEATH

HH PROPOSED HH
1000/1 CABLE ROUTE/HH NUMBER
HH SM/MED/LARGE HANDHOLE SIZE
B SPLICE FIBER SPLICE TYPE

PROPOSED PED
 ROW XX' RIGHT OF WAY DISTANCE IN FEET

406-407 FIBERS TO DROPS IN HH/PED
 (407) FIBER SPLICED TO RES/BUS SITE

MATERIAL LIST

| | |
|-------------------------|-----|
| PAGE | 70 |
| DESCRIPTION | QTY |
| PLOW 1-1/4IN CONDUIT | 589 |
| BORE 1-1/4IN CONDUIT | 380 |
| TRACER WIRE | 969 |
| 3/4IN ORANGE CONDUIT | |
| SIGN FOR HANDHOLE | |
| MEDIUM HANDHOLE | 2 |
| LARGE HANDHOLE | |
| CABINET HH FOR D SPLICE | |
| A SPLICE | 2 |
| B SPLICE | |
| D SPLICE | |
| CABINET | |

| No. | Revision/Issue | Date |
|-----|----------------|------|
| | | |

Project Name and Address
#####

| | | | |
|---------|------------|-------|----|
| Project | ##### | Sheet | 70 |
| Date | 12/30/2022 | | |
| Scale | 1:100 | | |

1:100

**T92N
R14W
SEC13**

FLOW 1283 FT 1-1/4IN CONDUIT
PLACE CLOSE TO THE NORTH ROW

ROW 100 FT

ROW 100 FT

**1N-760
MEDIUM HH
150FT LOOP**

190TH ST

190TH ST

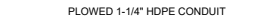
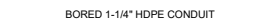
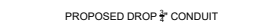
**BFOI(48)
169-172
44XD**

**T92N
R14W
SEC24**

71

1:100

General Notes

-  PLOWED 1-1/4" HDPE CONDUIT
-  BORED 1-1/4" HDPE CONDUIT
-  PROPOSED DROP CONDUIT

BFOI(48) FIBER SIZE
325-348 FIBERS ROUTED IN SHEATH
24XD SPARE XTRA-DEAD IN SHEATH

HH PROPOSED HH
1000/1 CABLE ROUTE/HH NUMBER
HH SM/MED/LARGE HANDHOLE SIZE
B SPLICE FIBER SPLICE TYPE

 PROPOSED PED

ROW XX' RIGHT OF WAY DISTANCE IN FEET

406-407 FIBERS TO DROPS IN HH/PED

(407) FIBER SPLICED TO RES/BUS SITE

MATERIAL LIST

| PAGE | QTY |
|-------------------------|------|
| DESCRIPTION | |
| PLOW 1-1/4IN CONDUIT | 1283 |
| BORE 1-1/4IN CONDUIT | |
| TRACER WIRE | 1283 |
| 3/4IN ORANGE CONDUIT | |
| SIGN FOR HANDHOLE | |
| MEDIUM HANDHOLE | 1 |
| LARGE HANDHOLE | |
| CABINET HH FOR D SPLICE | |
| A SPLICE | |
| B SPLICE | |
| D SPLICE | |
| CABINET | |

| No. | Revision/Issue | Date |
|-----|----------------|------|
| | | |



Project Name and Address
#####

| | | | |
|---------|------------|-------|----|
| Project | #### | Sheet | 71 |
| Date | 12/30/2022 | | |
| Scale | 1:100 | | |

**T92N
R14W
SEC13**

**T92N
R14W
SEC24**

72

FLOW 1283 FT 1-1/4IN CONDUIT
PLACE CLOSE TO THE NORTH ROW

BORE 351 FT 1-1/4IN CONDUIT
PLACE CLOSE TO THE NORTH ROW

ROW 100 FT

190TH ST

190TH ST

**BFOI(48)
169-172
44XD**

1:100

General Notes

--- PLOWED 1-1/4" HDPE CONDUIT

--- BORED 1-1/4" HDPE CONDUIT

--- PROPOSED DROP CONDUIT

BFOI(48) FIBER SIZE
325-348 FIBERS ROUTED IN SHEATH
24XD SPARE XTRA-DEAD IN SHEATH

HH PROPOSED HH

1000/1 CABLE ROUTE/HH NUMBER
HH SM/MED/LARGE HANDHOLE SIZE
B SPLICE FIBER SPLICE TYPE

▲ PROPOSED PED

ROW XX' RIGHT OF WAY
DISTANCE IN FEET

406-407 FIBERS TO DROPS IN HH/PED

(407) FIBER SPLICED TO RES/BUS SITE

MATERIAL LIST

| PAGE | QTY |
|-------------------------|------|
| DESCRIPTION | |
| PLOW 1-1/4IN CONDUIT | 1283 |
| BORE 1-1/4IN CONDUIT | 351 |
| TRACER WIRE | 1634 |
| 3/4IN ORANGE CONDUIT | |
| SIGN FOR HANDHOLE | |
| MEDIUM HANDHOLE | |
| LARGE HANDHOLE | |
| CABINET HH FOR D SPLICE | |
| A SPLICE | |
| B SPLICE | |
| D SPLICE | |
| CABINET | |

| No. | Revision/Issue | Date |
|-----|----------------|------|
| | | |



Project Name and Address

#####

| | | | |
|---------|------------|-------|----|
| Project | ##### | Sheet | 72 |
| Date | 12/30/2022 | | |
| Scale | 1:100 | | |

T92N
R14W
SEC13

T92N
R14W
SEC24

73

172

1N-770
MEDIUM HH
A SPLICE

1561
(172)

190TH ST

190TH ST

ROW 100 FT

BORE 135 FT 1-1/4IN CONDUIT
PLACE CLOSE TO THE NORTH ROW

BFOI(48)
169-172
44XD

1:100

General Notes

PLOWED 1-1/4" HDPE CONDUIT

BORED 1-1/4" HDPE CONDUIT

PROPOSED DROP CONDUIT

BFOI(48) FIBER SIZE
325-348 FIBERS ROUTED IN SHEATH
24XD SPARE XTRA-DEAD IN SHEATH

HH PROPOSED HH

1000/1 CABLE ROUTE/HH NUMBER
HH SM/MED/LARGE HANDHOLE SIZE
B SPLICE FIBER SPLICE TYPE

▲ PROPOSED PED

ROW XX' RIGHT OF WAY
DISTANCE IN FEET

406-407 FIBERS TO DROPS IN HH/PED

(407) FIBER SPLICED TO RES/BUS SITE

MATERIAL LIST

| PAGE | 73 |
|-------------------------|-----|
| DESCRIPTION | QTY |
| PLOW 1-1/4IN CONDUIT | |
| BORE 1-1/4IN CONDUIT | 135 |
| TRACER WIRE | 135 |
| 3/4IN ORANGE CONDUIT | |
| SIGN FOR HANDHOLE | |
| MEDIUM HANDHOLE | 1 |
| LARGE HANDHOLE | |
| CABINET HH FOR D SPLICE | |
| A SPLICE | 1 |
| B SPLICE | |
| D SPLICE | |
| CABINET | |

| No. | Revision/Issue | Date |
|-----|----------------|------|
| | | |



Project Name and Address

#####

| | | | |
|---------|------------|-------|----|
| Project | ##### | Sheet | 73 |
| Date | 12/30/2022 | | |
| Scale | 1:100 | | |

T92N
R14W
SEC11

EUCLID AVE

T92N
R14W
SEC11

74

ROW 66 FT

150

1N-780
MEDIUM HH
A SPLICE

1749
(150)

BORE 59 FT 1-1/4IN CONDUIT
PLACE CLOSE TO THE EAST ROW

BFOI(48)
150-152
155-156
43XD

EUCLID AVE

General Notes

- PLOWED 1-1/4" HDPE CONDUIT
- BORED 1-1/4" HDPE CONDUIT
- PROPOSED DROP CONDUIT

BFOI(48) FIBER SIZE
325-348 FIBERS ROUTED IN SHEATH
24XD SPARE XTRA-DEAD IN SHEATH

HH PROPOSED HH
1000/1 CABLE ROUTE/HH NUMBER
HH SM/MED/LARGE HANDHOLE SIZE
B SPLICE FIBER SPLICE TYPE

▲ PROPOSED PED
ROW XX' RIGHT OF WAY DISTANCE IN FEET

406-407 FIBERS TO DROPS IN HH/PED
(407) FIBER SPLICED TO RES/BUS SITE

MATERIAL LIST

| PAGE | 74 |
|-------------------------|-----|
| DESCRIPTION | QTY |
| PLOW 1-1/4IN CONDUIT | |
| BORE 1-1/4IN CONDUIT | 59 |
| TRACER WIRE | 59 |
| 3/4IN ORANGE CONDUIT | |
| SIGN FOR HANDHOLE | |
| MEDIUM HANDHOLE | 1 |
| LARGE HANDHOLE | |
| CABINET HH FOR D SPLICE | |
| A SPLICE | 1 |
| B SPLICE | |
| D SPLICE | |
| CABINET | |

| No. | Revision/Issue | Date |
|-----|----------------|------|
| | | |



Project Name and Address

#####

| | | | |
|---------|------------|-------|-------|
| Project | ##### | Sheet | 74 |
| Date | 12/30/2022 | Scale | 1:100 |

1:100

**T92N
R14W
SEC11**

**T92N
R14W
SEC11**

75

EUCLID AVE

EUCLID AVE

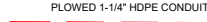
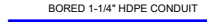

**BFOI(48)
150-152
155-156
43XD**

PLOW 1086 FT 1-1/4IN CONDUIT
PLACE CLOSE TO THE EAST ROW


ROW 66 FT


151
**1N-790
MEDIUM HH
A SPLICE**


General Notes

 PLOWED 1-1/4" HDPE CONDUIT
 BORED 1-1/4" HDPE CONDUIT
 PROPOSED DROP CONDUIT

BFOI(48) FIBER SIZE
325-348 FIBERS ROUTED IN SHEATH
24XD SPARE XTRA-DEAD IN SHEATH

 **HH** PROPOSED HH
1000/1 CABLE ROUTE/HH NUMBER
HH SM/MED/LARGE HANDHOLE SIZE
B SPLICE FIBER SPLICE TYPE


 PROPOSED PED
 ROW XX' RIGHT OF WAY DISTANCE IN FEET

 FIBERS TO DROPS IN HHPED
 (407) FIBER SPLICED TO RES/BUS SITE

MATERIAL LIST

| PAGE | QTY |
|-------------------------|------|
| DESCRIPTION | |
| PLOW 1-1/4IN CONDUIT | 1086 |
| BORE 1-1/4IN CONDUIT | |
| TRACER WIRE | 1086 |
| 3/4IN ORANGE CONDUIT | |
| SIGN FOR HANDHOLE | |
| MEDIUM HANDHOLE | 1 |
| LARGE HANDHOLE | |
| CABINET HH FOR D SPLICE | |
| A SPLICE | 1 |
| B SPLICE | |
| D SPLICE | |
| CABINET | |

| No. | Revision/Issue | Date |
|-----|----------------|------|
| | | |



Project Name and Address

#####

| | | | |
|---------|------------|-------|----|
| Project | #### | Sheet | 75 |
| Date | 12/30/2022 | | |
| Scale | 1:100 | | |

**T92N
R14W
SEC11**

76

**T92N
R14W
SEC11**

BORE 216 FT 1-1/4IN CONDUIT
PLACE CLOSE TO THE EAST ROW

1769
(151)

PLOW 329 FT 1-1/4IN CONDUIT
PLACE CLOSE TO THE EAST ROW

**BFOI(48)
150-152
155-156
43XD**

ROW 82 FT

BORE 281 FT 1-1/4IN CONDUIT
PLACE CLOSE TO THE EAST ROW

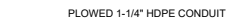
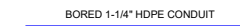

PLOW 385 FT 1-1/4IN CONDUIT
PLACE CLOSE TO THE EAST ROW

**BFOI(48)
150-152
155-156
43XD**

EUCLID AVE

EUCLID AVE

General Notes

-  PLOWED 1-1/4" HDPE CONDUIT
-  BORED 1-1/4" HDPE CONDUIT
-  PROPOSED DROP CONDUIT

BFOI(48) FIBER SIZE
325-348 FIBERS ROUTED IN SHEATH
24XD SPARE XTRA-DEAD IN SHEATH

HH PROPOSED HH

1000/1 CABLE ROUTE/HH NUMBER
HH SM/MED/LARGE HANDHOLE SIZE
B SPLICE FIBER SPLICE TYPE

 PROPOSED PED

ROW XX' RIGHT OF WAY
DISTANCE IN FEET

406-407 FIBERS TO DROPS IN HH/PED

(407) FIBER SPLICED TO RES/BUS SITE

MATERIAL LIST

| PAGE | QTY |
|-------------------------|------|
| DESCRIPTION | |
| PLOW 1-1/4IN CONDUIT | 714 |
| BORE 1-1/4IN CONDUIT | 497 |
| TRACER WIRE | 1211 |
| 3/4IN ORANGE CONDUIT | |
| SIGN FOR HANDHOLE | |
| MEDIUM HANDHOLE | |
| LARGE HANDHOLE | |
| CABINET HH FOR D SPLICE | |
| A SPLICE | |
| B SPLICE | |
| D SPLICE | |
| CABINET | |

| No. | Revision/Issue | Date |
|-----|----------------|------|
| | | |



Project Name and Address

#####

| | | | |
|---------|------------|-------|----|
| Project | #### | Sheet | 76 |
| Date | 12/30/2022 | | |
| Scale | 1:100 | | |

1:100

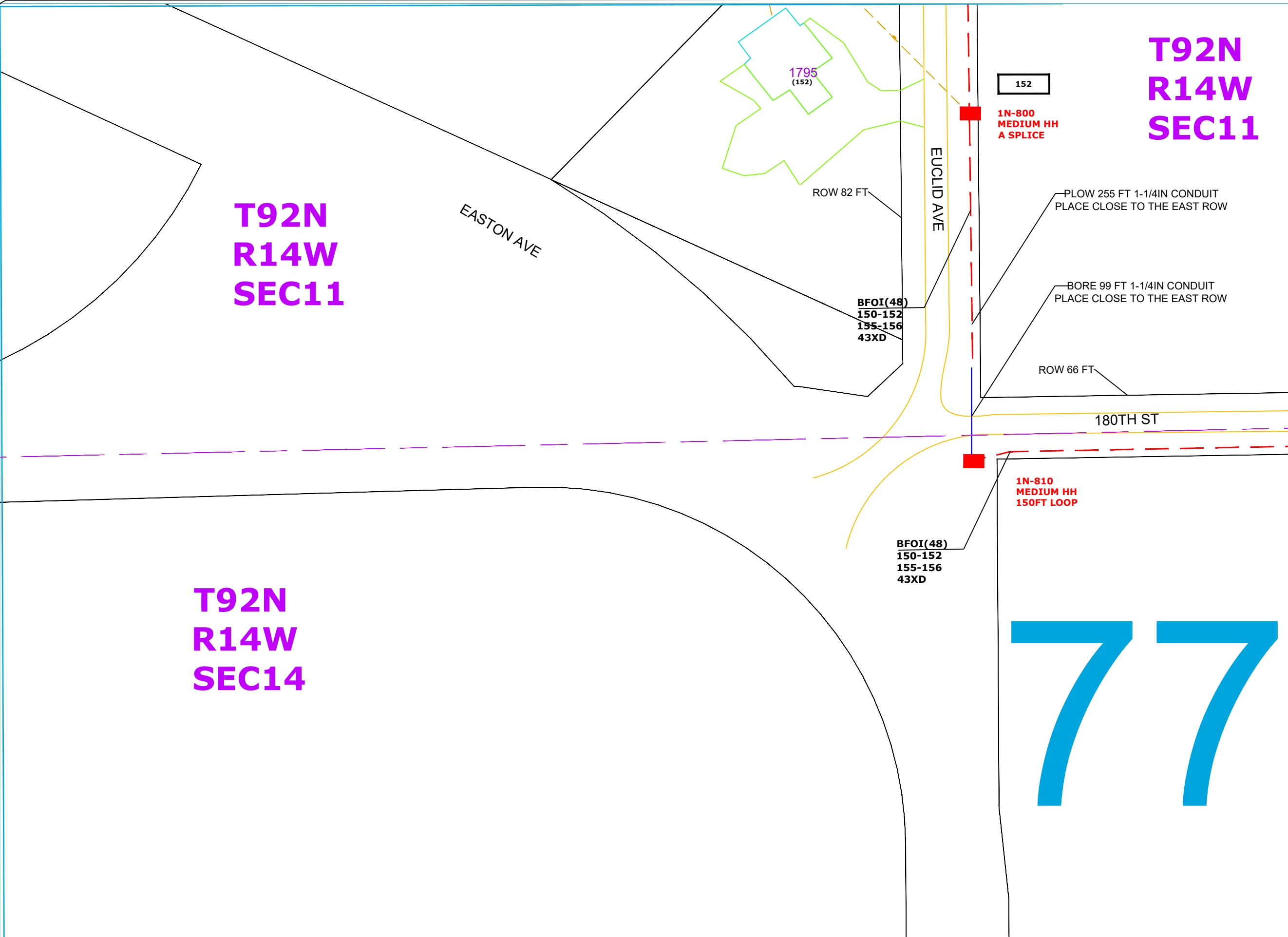
**T92N
R14W
SEC11**

**T92N
R14W
SEC14**

**T92N
R14W
SEC11**

77

1:100



General Notes

PLOWED 1-1/4" HDPE CONDUIT
 BORED 1-1/4" HDPE CONDUIT
 PROPOSED DROP CONDUIT

BFOI(48)
325-348
24XD

FIBER SIZE
FIBERS ROUTED IN SHEATH
SPARE XTRA-DEAD IN SHEATH

HH PROPOSED HH
1000/1 CABLE ROUTE/HH NUMBER
HH SM/MED/LARGE HANDHOLE SIZE
B SPLICE FIBER SPLICE TYPE

PROPOSED PED
 ROW XX' RIGHT OF WAY DISTANCE IN FEET

406-407 FIBERS TO DROPS IN HH/PED
 (407) FIBER SPLICED TO RES/BUS SITE

MATERIAL LIST

| PAGE | QTY |
|-------------------------|-----|
| DESCRIPTION | |
| PLOW 1-1/4IN CONDUIT | 255 |
| BORE 1-1/4IN CONDUIT | 99 |
| TRACER WIRE | 354 |
| 3/4IN ORANGE CONDUIT | |
| SIGN FOR HANDHOLE | |
| MEDIUM HANDHOLE | 2 |
| LARGE HANDHOLE | |
| CABINET HH FOR D SPLICE | |
| A SPLICE | 1 |
| B SPLICE | |
| D SPLICE | |
| CABINET | |

| No. | Revision/Issue | Date |
|-----|----------------|------|
| | | |

Project Name and Address

#####

| | | | |
|---------|------------|-------|----|
| Project | ##### | Sheet | 77 |
| Date | 12/30/2022 | | |
| Scale | 1:100 | | |

**T92N
R14W
SEC11**

PLOW 1193 FT 1-1/4IN CONDUIT
PLACE CLOSE TO THE SOUTH ROW

ROW 66 FT

PLOW 1407 FT 1-1/4IN CONDUIT
PLACE CLOSE TO THE SOUTH ROW

180TH ST

180TH ST

**1N-820
MEDIUM HH
150FT LOOP**

**BFOI(48)
150-152
155-156
43XD**

**BFOI(48)
150-152
155-156
43XD**

**T92N
R14W
SEC14**

78

1:100

General Notes

— PLOWED 1-1/4" HDPE CONDUIT

— BORED 1-1/4" HDPE CONDUIT

— PROPOSED DROP CONDUIT

BFOI(48) FIBER SIZE
325-348 FIBERS ROUTED IN SHEATH
24XD SPARE XTRA-DEAD IN SHEATH

HH PROPOSED HH

1000/1 CABLE ROUTE/HH NUMBER
HH SM/MED/LARGE HANDHOLE SIZE
B SPLICE FIBER SPLICE TYPE

▲ PROPOSED PED

ROW XX' RIGHT OF WAY
DISTANCE IN FEET

406-407 FIBERS TO DROPS IN HH/PED

(407) FIBER SPLICED TO RES/BUS SITE

MATERIAL LIST

| PAGE | QTY |
|-------------------------|------|
| DESCRIPTION | |
| PLOW 1-1/4IN CONDUIT | 2600 |
| BORE 1-1/4IN CONDUIT | |
| TRACER WIRE | 2600 |
| 3/4IN ORANGE CONDUIT | |
| SIGN FOR HANDHOLE | |
| MEDIUM HANDHOLE | 1 |
| LARGE HANDHOLE | |
| CABINET HH FOR D SPLICE | |
| A SPLICE | |
| B SPLICE | |
| D SPLICE | |
| CABINET | |

| No. | Revision/Issue | Date |
|-----|----------------|------|
| | | |



Project Name and Address

#####

| | | | |
|---------|------------|-------|----|
| Project | #### | Sheet | 78 |
| Date | 12/30/2022 | | |
| Scale | 1:100 | | |

**T92N
R14W
SEC11**

**T92N
R14W
SEC12**

ROW 66 FT

180TH ST

180TH ST

**BFOI(48)
153
47XD**

FAIRVIEW AVE

1495
(154)

BORE 201 FT 1-1/4IN CONDUIT

154

**1N-830
MEDIUM HH
A SPLICE**

FAIRVIEW AVE

BORE 95 FT 1-1/4IN CONDUIT
CLOSE TO THE SOUTH ROW

**BFOI(48)
150-160
38XD**

**BFOI(48)
150-152
155-156
43XD**

PLOW 697 FT 1-1/4IN CONDUIT
PLACE CLOSE TO THE WEST ROW

**T92N
R14W
SEC14**

ROW 66 FT


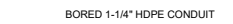
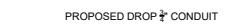
**BFOI(48)
157-158
46XD**

FAIRVIEW AVE

79

**T92N
R14W
SEC13**


General Notes

-  PLOWED 1-1/4" HDPE CONDUIT
-  BORED 1-1/4" HDPE CONDUIT
-  PROPOSED DROP CONDUIT

BFOI(48) FIBER SIZE
325-348 FIBERS ROUTED IN SHEATH
24XD SPARE XTRA-DEAD IN SHEATH

HH PROPOSED HH

1000/1 CABLE ROUTE/HH NUMBER
HH SM/MED/LARGE HANDHOLE SIZE
B SPLICE FIBER SPLICE TYPE

 PROPOSED PED

ROW XX' RIGHT OF WAY
DISTANCE IN FEET

406-407 FIBERS TO DROPS IN HH/PED

(407) FIBER SPLICED TO RES/BUS SITE

MATERIAL LIST

| PAGE | QTY |
|-------------------------|-----|
| DESCRIPTION | |
| PLOW 1-1/4IN CONDUIT | 697 |
| BORE 1-1/4IN CONDUIT | 296 |
| TRACER WIRE | 993 |
| 3/4IN ORANGE CONDUIT | |
| SIGN FOR HANDHOLE | |
| MEDIUM HANDHOLE | 1 |
| LARGE HANDHOLE | |
| CABINET HH FOR D SPLICE | |
| A SPLICE | 1 |
| B SPLICE | |
| D SPLICE | |
| CABINET | |

| No. | Revision/Issue | Date |
|-----|----------------|------|
| | | |



Project Name and Address

#####

| | |
|--------------------|-------------|
| Project ##### | Sheet 79 |
| Date 12/30/2022 | |
| Scale 1:100 | |

1:100

**T92N
R14W
SEC14**

**T92N
R14W
SEC13**

80

BORE 201 FT 1-1/4IN CONDUIT
PLACE CLOSE TO THE WEST ROW

**1N-840
MEDIUM HH
150FT LOOP**

**BFOI(48)
157-158
46XD**

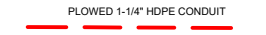
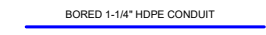

PLOW 1108 FT 1-1/4IN CONDUIT
PLACE CLOSE TO THE WEST ROW

ROW 66 FT

FAIRVIEW AVE

FAIRVIEW AVE


General Notes

-  PLOWED 1-1/4" HDPE CONDUIT
-  BORED 1-1/4" HDPE CONDUIT
-  PROPOSED DROP CONDUIT

BFOI(48) FIBER SIZE
325-348 FIBERS ROUTED IN SHEATH
24XD SPARE XTRA-DEAD IN SHEATH

HH PROPOSED HH

1000/1 CABLE ROUTE/HH NUMBER
HH SM/MED/LARGE HANDHOLE SIZE
B SPLICE FIBER SPLICE TYPE

 PROPOSED PED

ROW XX' RIGHT OF WAY
DISTANCE IN FEET

406-407 FIBERS TO DROPS IN HH/PED

(407) FIBER SPLICED TO RES/BUS SITE

MATERIAL LIST

| PAGE | 80 |
|-------------------------|------|
| DESCRIPTION | QTY |
| PLOW 1-1/4IN CONDUIT | 1108 |
| BORE 1-1/4IN CONDUIT | 201 |
| TRACER WIRE | 1309 |
| 3/4IN ORANGE CONDUIT | |
| SIGN FOR HANDHOLE | |
| MEDIUM HANDHOLE | 1 |
| LARGE HANDHOLE | |
| CABINET HH FOR D SPLICE | |
| A SPLICE | |
| B SPLICE | |
| D SPLICE | |
| CABINET | |

| No. | Revision/Issue | Date |
|-----|----------------|------|
| | | |



Project Name and Address
#####

| | | | |
|---------|------------|-------|----|
| Project | #### | Sheet | 80 |
| Date | 12/30/2022 | | |
| Scale | 1:100 | | |

**T92N
R14W
SEC14**

FAIRVIEW AVE

**BFOI(48)
157-158
46XD**

ROW 66 FT

158

**1N-850
MEDIUM HH
A SPLICE**

BORE 608 FT 1-1/4IN CONDUIT
PLACE CLOSE TO THE WEST ROW

**BFOI(48)
157-158
46XD**

FAIRVIEW AVE

157

**1N-860
MEDIUM HH
A SPLICE**

**1839
(158)**

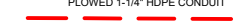
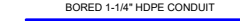

**1850
(157)**

81

**T92N
R14W
SEC13**

1:100


General Notes

-  PLOWED 1-1/4" HDPE CONDUIT
-  BORED 1-1/4" HDPE CONDUIT
-  PROPOSED DROP CONDUIT

BFOI(48) FIBER SIZE
325-348 FIBERS ROUTED IN SHEATH
24XD SPARE XTRA-DEAD IN SHEATH

HH PROPOSED HH

1000/1 CABLE ROUTE/HH NUMBER
HH SM/MED/LARGE HANDHOLE SIZE
B SPLICE FIBER SPLICE TYPE

 PROPOSED PED

ROW XX' RIGHT OF WAY DISTANCE IN FEET

406-407 FIBERS TO DROPS IN HH/PED

(407) FIBER SPLICED TO RES/BUS SITE

MATERIAL LIST

| PAGE | QTY |
|-------------------------|-----|
| DESCRIPTION | |
| PLOW 1-1/4IN CONDUIT | 608 |
| BORE 1-1/4IN CONDUIT | |
| TRACER WIRE | 608 |
| 3/4IN ORANGE CONDUIT | |
| SIGN FOR HANDHOLE | |
| MEDIUM HANDHOLE | 1 |
| LARGE HANDHOLE | |
| CABINET HH FOR D SPLICE | |
| A SPLICE | 1 |
| B SPLICE | |
| D SPLICE | |
| CABINET | |

| No. | Revision/Issue | Date |
|-----|----------------|------|
| | | |



Project Name and Address
#####

| | |
|--------------------|-------------|
| Project ##### | Sheet 81 |
| Date 12/30/2022 | |
| Scale 1:100 | |

T92N
R14W
SEC12

PLOW 1368 FT 1-1/4IN CONDUIT
PLACE CLOSE TO THE SOUTH ROW

ROW 66 FT

PLOW 928 FT 1-1/4IN CONDUIT
PLACE CLOSE TO THE SOUTH ROW

180TH ST

180TH ST

1N-870
MEDIUM HH
150FT LOOP

BFOI(48)
150-160
38XD

BFOI(48)
150-160
38XD

82

T92N
R14W
SEC13

1:100

General Notes

- PLOWED 1-1/4" HDPE CONDUIT
- BORED 1-1/4" HDPE CONDUIT
- PROPOSED DROP CONDUIT

BFOI(48) FIBER SIZE
325-348 FIBERS ROUTED IN SHEATH
24XD SPARE XTRA-DEAD IN SHEATH

HH PROPOSED HH

1000/1 CABLE ROUTE/HH NUMBER
HH SM/MED/LARGE HANDHOLE SIZE
B SPLICE FIBER SPLICE TYPE

▲ PROPOSED PED

ROW XX' RIGHT OF WAY
DISTANCE IN FEET

406-407 FIBERS TO DROPS IN HH/PED

(407) FIBER SPLICED TO RES/BUS SITE

MATERIAL LIST

| PAGE | QTY |
|-------------------------|------|
| DESCRIPTION | |
| PLOW 1-1/4IN CONDUIT | 2296 |
| BORE 1-1/4IN CONDUIT | |
| TRACER WIRE | 2296 |
| 3/4IN ORANGE CONDUIT | |
| SIGN FOR HANDHOLE | |
| MEDIUM HANDHOLE | 1 |
| LARGE HANDHOLE | |
| CABINET HH FOR D SPLICE | |
| A SPLICE | |
| B SPLICE | |
| D SPLICE | |
| CABINET | |

| No. | Revision/Issue | Date |
|-----|----------------|------|
| | | |



Project Name and Address

#####

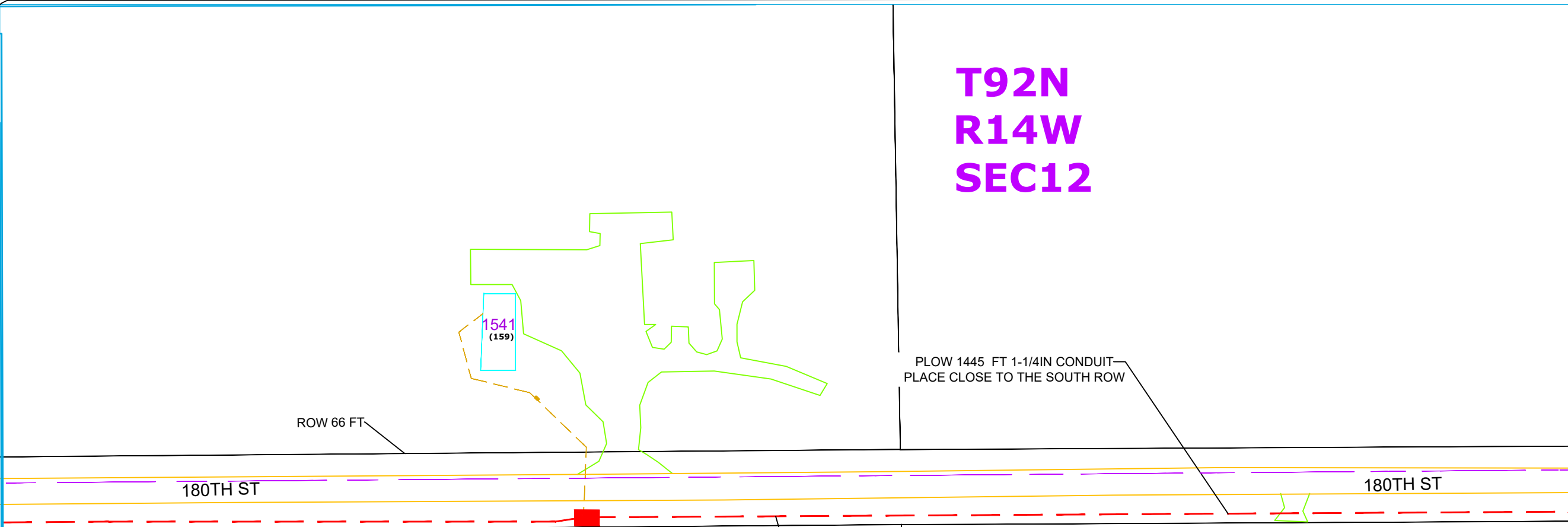
| | | | |
|---------|------------|-------|----|
| Project | #### | Sheet | 82 |
| Date | 12/30/2022 | | |
| Scale | 1:100 | | |

**T92N
R14W
SEC12**

**T92N
R14W
SEC13**

83

1:100



159

**1N-880
MEDIUM HH
A SPLICE**

**BFOI(48)
150-160
38XD**

PLow 1445 FT 1-1/4IN CONDUIT
PLACE CLOSE TO THE SOUTH ROW

General Notes

BFOI(48) FIBER SIZE
325-348 FIBERS ROUTED IN SHEATH
24XD SPARE XTRA-DEAD IN SHEATH

PROPOSED HH

1000/1 CABLE ROUTE/HH NUMBER
HH SM/MED/LARGE HANDHOLE SIZE
B SPLICE FIBER SPLICE TYPE

PROPOSED PED

ROW XX' RIGHT OF WAY DISTANCE IN FEET

406-407 FIBERS TO DROPS IN HH/PED
 (407) FIBER SPLICED TO RES/BUS SITE

MATERIAL LIST

| DESCRIPTION | QTY |
|-------------------------|------|
| PLOW 1-1/4IN CONDUIT | 1445 |
| BORE 1-1/4IN CONDUIT | |
| TRACER WIRE | 1445 |
| 3/4IN ORANGE CONDUIT | |
| SIGN FOR HANDHOLE | |
| MEDIUM HANDHOLE | 1 |
| LARGE HANDHOLE | |
| CABINET HH FOR D SPLICE | |
| A SPLICE | 1 |
| B SPLICE | |
| D SPLICE | |
| CABINET | |

| No. | Revision/Issue | Date |
|-----|----------------|------|
| | | |

Project Name and Address
#####

| | |
|--------------------|-------------|
| Project ##### | Sheet 83 |
| Date 12/30/2022 | |
| Scale 1:100 | |

**T92N
R14W
SEC12**

BORE 100 FT 1-1/4IN CONDUIT
PLACE CLOSE TO THE SOUTH ROW
ROW 66 FT

PLOW 1331 FT 1-1/4IN CONDUIT
PLACE CLOSE TO THE SOUTH ROW

180TH ST

180TH ST

**BFOI(48)
150-160
38XD**

**1568
(160)**

160
**1N-890
MEDIUM HH
A SPLICE**

**BFOI(48)
150-160
38XD**

**T92N
R14W
SEC13**

84

1:100

General Notes

BFOI(48) FIBER SIZE
325-348 FIBERS ROUTED IN SHEATH
24XD SPARE XTRA-DEAD IN SHEATH

PROPOSED HH
1000/1 CABLE ROUTE/HH NUMBER
HH SM/MED/LARGE HANDHOLE SIZE
B SPLICE FIBER SPLICE TYPE

PROPOSED PED
 ROW XX' RIGHT OF WAY DISTANCE IN FEET

406-407 FIBERS TO DROPS IN HH/PED
 (407) FIBER SPLICED TO RES/BUS SITE

MATERIAL LIST

| PAGE | 84 |
|-------------------------|------|
| DESCRIPTION | QTY |
| PLOW 1-1/4IN CONDUIT | 1331 |
| BORE 1-1/4IN CONDUIT | 100 |
| TRACER WIRE | 1431 |
| 3/4IN ORANGE CONDUIT | |
| SIGN FOR HANDHOLE | |
| MEDIUM HANDHOLE | 1 |
| LARGE HANDHOLE | |
| CABINET HH FOR D SPLICE | |
| A SPLICE | 1 |
| B SPLICE | |
| D SPLICE | |
| CABINET | |

| No. | Revision/Issue | Date |
|-----|----------------|------|
| | | |

Project Name and Address
#####

| | | | |
|---------|------------|-------|----|
| Project | ##### | Sheet | 84 |
| Date | 12/30/2022 | | |
| Scale | 1:100 | | |

**T92N
R14W
SEC11**

**T92N
R14W
SEC12**

85

PLOW 340 FT 1-1/4IN CONDUIT
PLACE CLOSE TO THE EAST ROW

BORE 198 FT 1-1/4IN CONDUIT
PLACE CLOSE TO THE EAST ROW

PLOW 780 FT 1-1/4IN CONDUIT
PLACE CLOSE TO THE EAST ROW

**BFOI(48)
153
47XD**

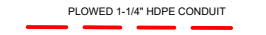
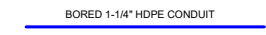

ROW 66 FT

FAIRVIEW AVE

FAIRVIEW AVE


**153
1N-900
MEDIUM HH
A SPLICE**

General Notes

-  PLOWED 1-1/4" HDPE CONDUIT
-  BORED 1-1/4" HDPE CONDUIT
-  PROPOSED DROP CONDUIT

BFOI(48) FIBER SIZE
325-348 FIBERS ROUTED IN SHEATH
24XD SPARE XTRA-DEAD IN SHEATH

HH PROPOSED HH
1000/1 CABLE ROUTE/HH NUMBER
HH SM/MED/LARGE HANDHOLE SIZE
B SPLICE FIBER SPLICE TYPE

 PROPOSED PED
ROW XX' RIGHT OF WAY
DISTANCE IN FEET

406-407 FIBERS TO DROPS IN HH/PED
(407) FIBER SPLICED TO RES/BUS SITE

MATERIAL LIST

| PAGE | 85 |
|-------------------------|------|
| DESCRIPTION | QTY |
| PLOW 1-1/4IN CONDUIT | 1120 |
| BORE 1-1/4IN CONDUIT | 198 |
| TRACER WIRE | 1318 |
| 3/4IN ORANGE CONDUIT | |
| SIGN FOR HANDHOLE | |
| MEDIUM HANDHOLE | 1 |
| LARGE HANDHOLE | |
| CABINET HH FOR D SPLICE | |
| A SPLICE | 1 |
| B SPLICE | |
| D SPLICE | |
| CABINET | |

| No. | Revision/Issue | Date |
|-----|----------------|------|
| | | |



Project Name and Address
#####

| | | | |
|---------|------------|-------|----|
| Project | #### | Sheet | 85 |
| Date | 12/30/2022 | | |
| Scale | 1:100 | | |

T92N
R14W
SEC11

FAIRVIEW AVE

FAIRVIEW AVE

ROW 66 FT

T92N
R14W
SEC12

86

1769
(153)

1:100

General Notes

— PLOWED 1-1/4" HDPE CONDUIT —
— BORED 1-1/4" HDPE CONDUIT —
— PROPOSED DROP + CONDUIT —

BFOI(48) FIBER SIZE
325-348 FIBERS ROUTED IN SHEATH
24XD SPARE XTRA-DEAD IN SHEATH

HH PROPOSED HH

1000/1 CABLE ROUTE/HH NUMBER
HH SM/MED/LARGE HANDHOLE SIZE
B SPLICE FIBER SPLICE TYPE

▲ PROPOSED PED


ROW XX' RIGHT OF WAY DISTANCE IN FEET

406-407 FIBERS TO DROPS IN HH/PED
(407) FIBER SPLICED TO RES/BUS SITE

MATERIAL LIST

| DESCRIPTION | QTY |
|-------------------------|-----|
| PAGE | 86 |
| DESCRIPTION | QTY |
| PLOW 1-1/4IN CONDUIT | |
| BORE 1-1/4IN CONDUIT | |
| TRACER WIRE | |
| 3/4IN ORANGE CONDUIT | |
| SIGN FOR HANDHOLE | |
| MEDIUM HANDHOLE | |
| LARGE HANDHOLE | |
| CABINET HH FOR D SPLICE | |
| A SPLICE | |
| B SPLICE | |
| D SPLICE | |
| CABINET | |

| No. | Revision/Issue | Date |
|-----|----------------|------|
| | | |
| | | |



Project Name and Address

#####

| | | | | |
|---------|------------|-------|----|-------|
| Project | ##### | Sheet | 86 | |
| Date | 12/30/2022 | Scale | | 1:100 |
| Scale | 1:100 | | | |

T92N
R14W
SEC11

FAIRVIEW AVE

FAIRVIEW AVE

T92N
R14W
SEC12

87

1:100

General Notes

— PLOWED 1-1/4" HDPE CONDUIT —
— BORED 1-1/4" HDPE CONDUIT —
— PROPOSED DROP + CONDUIT —

BFOI(48) FIBER SIZE
325-348 FIBERS ROUTED IN SHEATH
24XD SPARE XTRA-DEAD IN SHEATH

HH PROPOSED HH

1000/1 CABLE ROUTE/HH NUMBER
HH SM/MED/LARGE HANDHOLE SIZE
B SPLICE FIBER SPLICE TYPE

▲ PROPOSED PED


ROW XX' RIGHT OF WAY DISTANCE IN FEET

406-407 FIBERS TO DROPS IN HH/PED
(407) FIBER SPLICED TO RES/BUS SITE

MATERIAL LIST

| PAGE | 87 |
|-------------------------|-----|
| DESCRIPTION | QTY |
| PLOW 1-1/4IN CONDUIT | |
| BORE 1-1/4IN CONDUIT | |
| TRACER WIRE | |
| 3/4IN ORANGE CONDUIT | |
| SIGN FOR HANDHOLE | |
| MEDIUM HANDHOLE | |
| LARGE HANDHOLE | |
| CABINET HH FOR D SPLICE | |
| A SPLICE | |
| B SPLICE | |
| D SPLICE | |
| CABINET | |

| No. | Revision/Issue | Date |
|-----|----------------|------|
| | | |
| | | |



Project Name and Address
#####

| | | | | |
|---------|------------|-------|----|-------|
| Project | ##### | Sheet | 87 | |
| Date | 12/30/2022 | Scale | | 1:100 |
| Scale | 1:100 | | | |

T92N
R14W
SEC11

T92N
R14W
SEC12

FAIRVIEW AVE

FAIRVIEW AVE

141

1N-910
MEDIUM HH
A SPLICE

ROW 66 FT

1721
(141)

88

1:100

General Notes

- PLOWED 1-1/4" HDPE CONDUIT
- BORED 1-1/4" HDPE CONDUIT
- PROPOSED DROP CONDUIT

BFOI(48) FIBER SIZE
325-348 FIBERS ROUTED IN SHEATH
24XD SPARE XTRA-DEAD IN SHEATH

HH PROPOSED HH

1000/1 CABLE ROUTE/HH NUMBER
HH SM/MED/LARGE HANDHOLE SIZE
B SPLICE FIBER SPLICE TYPE

▲ PROPOSED PED

ROW XX' RIGHT OF WAY DISTANCE IN FEET

406-407 FIBERS TO DROPS IN HH/PED

(407) FIBER SPLICED TO RES/BUS SITE

MATERIAL LIST

| PAGE | 88 |
|-------------------------|-----|
| DESCRIPTION | QTY |
| PLOW 1-1/4IN CONDUIT | |
| BORE 1-1/4IN CONDUIT | |
| TRACER WIRE | |
| 3/4IN ORANGE CONDUIT | |
| SIGN FOR HANDHOLE | |
| MEDIUM HANDHOLE | 1 |
| LARGE HANDHOLE | |
| CABINET HH FOR D SPLICE | |
| A SPLICE | 1 |
| B SPLICE | |
| D SPLICE | |
| CABINET | |

| No. | Revision/Issue | Date |
|-----|----------------|------|
| | | |
| | | |



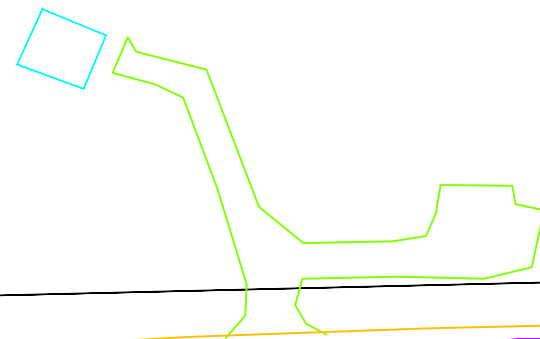
Project Name and Address
#####

| | | | |
|---------|------------|-------|----|
| Project | ##### | Sheet | 88 |
| Date | 12/30/2022 | | |
| Scale | 1:100 | | |

**T92N
R14W
SEC2**

**T92N
R14W
SEC11**

89



1940 FT 1-1/4IN CONDUIT
PLACE CLOSE TO THE SOUTH ROW

ROW 66 FT

170TH ST

170TH ST

**1N-920
MEDIUM HH
A SPLICE**

**BFOI(48)
140-143
44XD**

General Notes

— PLOWED 1-1/4" HDPE CONDUIT

— BORED 1-1/4" HDPE CONDUIT

— PROPOSED DROP CONDUIT

BFOI(48) FIBER SIZE
325-348 FIBERS ROUTED IN SHEATH
24XD SPARE XTRA-DEAD IN SHEATH

HH PROPOSED HH

1000/1 CABLE ROUTE/HH NUMBER
HH SM/MED/LARGE HANDHOLE SIZE
B SPLICE FIBER SPLICE TYPE

▲ PROPOSED PED

ROW XX' RIGHT OF WAY
DISTANCE IN FEET


406-407 FIBERS TO DROPS IN HHPED

(407) FIBER SPLICED TO RES/BUS SITE

MATERIAL LIST

| | |
|-------------------------|------|
| PAGE | 89 |
| DESCRIPTION | QTY |
| PLOW 1-1/4IN CONDUIT | 1940 |
| BORE 1-1/4IN CONDUIT | |
| TRACER WIRE | 1940 |
| 3/4IN ORANGE CONDUIT | |
| SIGN FOR HANDHOLE | |
| MEDIUM HANDHOLE | 1 |
| LARGE HANDHOLE | |
| CABINET HH FOR D SPLICE | |
| A SPLICE | 1 |
| B SPLICE | |
| D SPLICE | |
| CABINET | |

| No. | Revision/Issue | Date |
|-----|----------------|------|
| | | |



Project Name and Address
#####

| | | | |
|---------|------------|-------|----|
| Project | #### | Sheet | 89 |
| Date | 12/30/2022 | | |
| Scale | 1:100 | | |

T92N
R14W
SEC2

T92N
R14W
SEC1

T92N
R14W
SEC11

T92N
R14W
SEC12

90

FAIRVIEW AVE

FAIRVIEW AVE

FAIRVIEW AVE

BORE 74 FT 1-1/4IN CONDUIT
PLACE CLOSE TO THE SOUTH ROW

PLOW 361 FT 1-1/4IN CONDUIT
PLACE CLOSE TO THE SOUTH ROW

BORE 308 FT 1-1/4IN CONDUIT
PLACE CLOSE TO THE SOUTH ROW

ROW 66 FT

170TH ST

170TH ST

170TH ST

170TH ST

ROW 66 FT

BFOI(48)
141
47XD

PLOW 442 FT 1-1/4IN CONDUIT
PLACE CLOSE TO THE EAST ROW

BORE 416 FT 1-1/4IN CONDUIT
PLACE CLOSE TO THE EAST ROW

1N-930
MEDIUM HH
A SPLICE

General Notes

- PLOWED 1-1/4" HDPE CONDUIT
- BORED 1-1/4" HDPE CONDUIT
- PROPOSED DROP CONDUIT

BFOI(48)
325-348
24XD FIBER SIZE
FIBERS ROUTED IN SHEATH
SPARE XTRA-DEAD IN SHEATH

HH PROPOSED HH
1000/1 CABLE ROUTE/HH NUMBER
HH SM/MED/LARGE HANDHOLE SIZE
B SPLICE FIBER SPLICE TYPE

▲ PROPOSED PED

ROW XX' RIGHT OF WAY
DISTANCE IN FEET

406-407 FIBERS TO DROPS IN HH/PED

(407) FIBER SPLICED TO RES/BUS SITE

MATERIAL LIST

| PAGE | QTY |
|-------------------------|------|
| DESCRIPTION | |
| PLOW 1-1/4IN CONDUIT | 803 |
| BORE 1-1/4IN CONDUIT | 798 |
| TRACER WIRE | 1601 |
| 3/4IN ORANGE CONDUIT | |
| SIGN FOR HANDHOLE | |
| MEDIUM HANDHOLE | 1 |
| LARGE HANDHOLE | |
| CABINET HH FOR D SPLICE | |
| A SPLICE | 1 |
| B SPLICE | |
| D SPLICE | |
| CABINET | |

| No. | Revision/Issue | Date |
|-----|----------------|------|
| | | |



Project Name and Address

#####

Project #####

Date 12/30/2022

Scale 1:100

Sheet

90

1:100

T92N
R14W
SEC1

PLOW 1230 FT 1-1/4IN CONDUIT
PLACE CLOSE TO THE SOUTH ROW

ROW 66 FT

170TH ST

170TH ST

BFOI(48)
140-143
44XD

T92N
R14W
SEC12

91

1:100

General Notes

--- PLOWED 1-1/4" HDPE CONDUIT
 --- BORED 1-1/4" HDPE CONDUIT
 --- PROPOSED DROP CONDUIT

BFOI(48)
325-348
24XD FIBER SIZE
FIBERS ROUTED IN SHEATH
SPARE XTRA-DEAD IN SHEATH

HH PROPOSED HH
1000/1 CABLE ROUTE/HH NUMBER
HH SM/MED/LARGE HANDHOLE SIZE
B SPLICE FIBER SPLICE TYPE

▲ PROPOSED PED


ROW XX' RIGHT OF WAY
DISTANCE IN FEET

406-407 FIBERS TO DROPS IN HH/PED
 (407) FIBER SPLICED TO RES/BUS SITE

MATERIAL LIST

| PAGE | QTY |
|-------------------------|------|
| DESCRIPTION | |
| PLOW 1-1/4IN CONDUIT | 1230 |
| BORE 1-1/4IN CONDUIT | |
| TRACER WIRE | 1230 |
| 3/4IN ORANGE CONDUIT | |
| SIGN FOR HANDHOLE | |
| MEDIUM HANDHOLE | |
| LARGE HANDHOLE | |
| CABINET HH FOR D SPLICE | |
| A SPLICE | |
| B SPLICE | |
| D SPLICE | |
| CABINET | |

| No. | Revision/Issue | Date |
|-----|----------------|------|
| | | |



Project Name and Address
#####

| | |
|--------------------|-------------|
| Project ##### | Sheet 91 |
| Date 12/30/2022 | |
| Scale 1:100 | |

T92N
R14W
SEC1

ROW 66 FT

170TH ST

170TH ST

1N-940
MEDIUM HH
A SPLICE

BFOI(48)
140-143
44XD

T92N
R14W
SEC12

92

1:100

General Notes

- PLOWED 1-1/4" HDPE CONDUIT
- BORED 1-1/4" HDPE CONDUIT
- PROPOSED DROP CONDUIT

BFOI(48) FIBER SIZE
325-348 FIBERS ROUTED IN SHEATH
24XD SPARE XTRA-DEAD IN SHEATH

HH PROPOSED HH

1000/1 CABLE ROUTE/HH NUMBER
HH SM/MED/LARGE HANDHOLE SIZE
B SPLICE FIBER SPLICE TYPE

▲ PROPOSED PED

ROW XX' RIGHT OF WAY
DISTANCE IN FEET

406-407 FIBERS TO DROPS IN HH/PED

(407) FIBER SPLICED TO RES/BUS SITE

MATERIAL LIST

| PAGE | 92 |
|-------------------------|-----|
| DESCRIPTION | QTY |
| PLOW 1-1/4IN CONDUIT | |
| BORE 1-1/4IN CONDUIT | |
| TRACER WIRE | |
| 3/4IN ORANGE CONDUIT | |
| SIGN FOR HANDHOLE | |
| MEDIUM HANDHOLE | 1 |
| LARGE HANDHOLE | |
| CABINET HH FOR D SPLICE | |
| A SPLICE | 1 |
| B SPLICE | |
| D SPLICE | |
| CABINET | |

| No. | Revision/Issue | Date |
|-----|----------------|------|
| | | |



Project Name and Address
#####

| | | | |
|---------|------------|-------|----|
| Project | ##### | Sheet | 92 |
| Date | 12/30/2022 | | |
| Scale | 1:100 | | |

T92N
R14W
SEC1

PLOW 2187 FT 1-1/4IN CONDUIT
PLACE CLOSE TO THE SOUTH ROW

ROW 66 FT

170TH ST

170TH ST

1N-950
MEDIUM HH
150FT LOOP

BFOI(48)
140-143
44XD

T92N
R14W
SEC12

93

1:100

General Notes

--- PLOWED 1-1/4" HDPE CONDUIT

--- BORED 1-1/4" HDPE CONDUIT

--- PROPOSED DROP CONDUIT

BFOI(48) FIBER SIZE
325-348 FIBERS ROUTED IN SHEATH
24XD SPARE XTRA-DEAD IN SHEATH

HH PROPOSED HH

1000/1 CABLE ROUTE/HH NUMBER
HH SM/MED/LARGE HANDHOLE SIZE
B SPLICE FIBER SPLICE TYPE

▲ PROPOSED PED

ROW XX' RIGHT OF WAY
DISTANCE IN FEET

406-407 FIBERS TO DROPS IN HH/PED

(407) FIBER SPLICED TO RES/BUS SITE

MATERIAL LIST

| PAGE | QTY |
|-------------------------|------|
| DESCRIPTION | |
| PLOW 1-1/4IN CONDUIT | 2187 |
| BORE 1-1/4IN CONDUIT | |
| TRACER WIRE | 2187 |
| 3/4IN ORANGE CONDUIT | |
| SIGN FOR HANDHOLE | |
| MEDIUM HANDHOLE | 1 |
| LARGE HANDHOLE | |
| CABINET HH FOR D SPLICE | |
| A SPLICE | |
| B SPLICE | |
| D SPLICE | |
| CABINET | |

| No. | Revision/Issue | Date |
|-----|----------------|------|
| | | |



Project Name and Address

#####

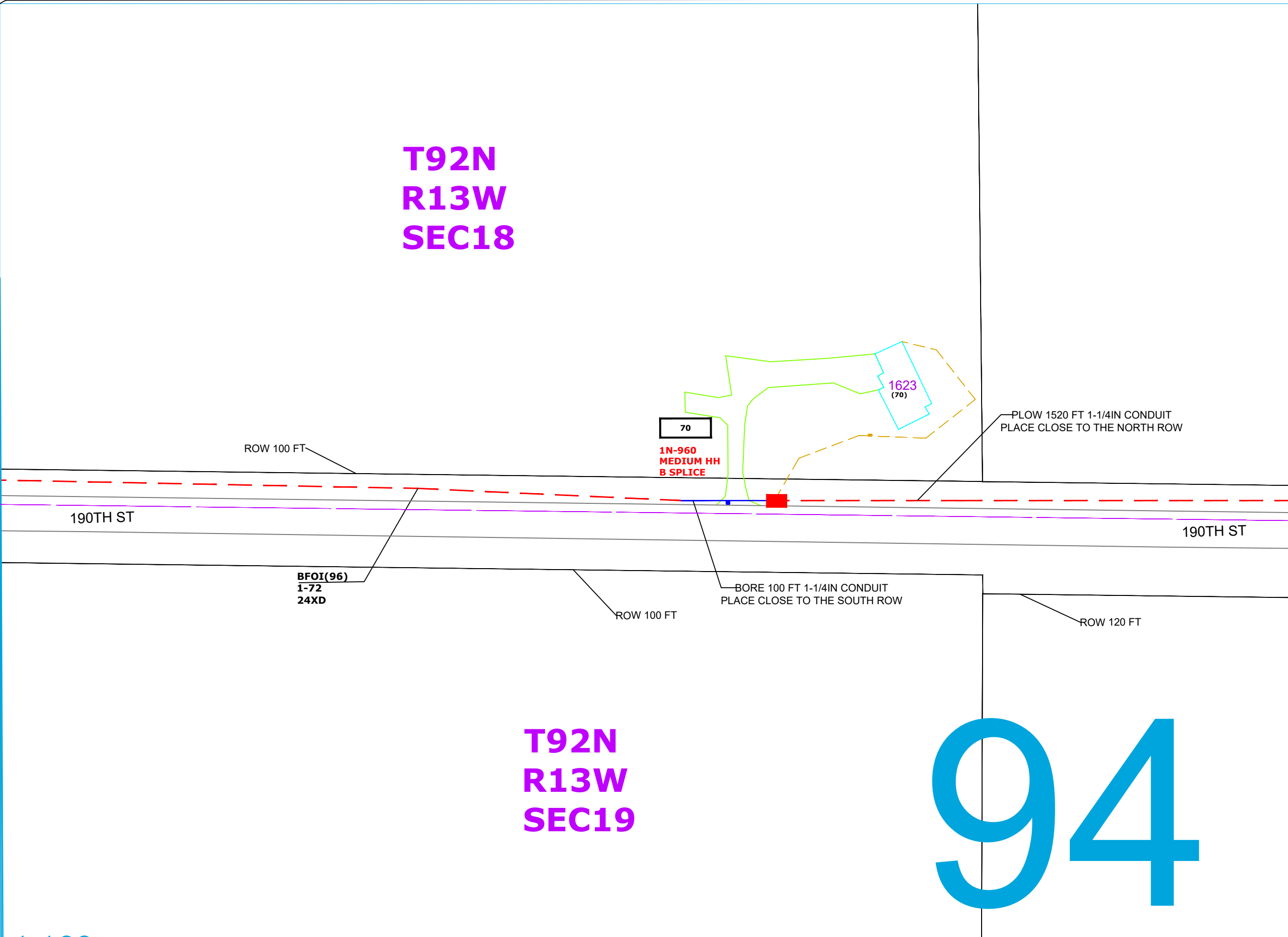
| | | | |
|---------|------------|-------|----|
| Project | #### | Sheet | 93 |
| Date | 12/30/2022 | | |
| Scale | 1:100 | | |

**T92N
R13W
SEC18**

**T92N
R13W
SEC19**

94

1:100



General Notes

— PLOWED 1-1/4" HDPE CONDUIT

— BORED 1-1/4" HDPE CONDUIT

— PROPOSED DROP CONDUIT

BFOI(48)
325-348
24XD FIBER SIZE
FIBERS ROUTED IN SHEATH
SPARE XTRA-DEAD IN SHEATH

HH PROPOSED HH

1000/1 CABLE ROUTE/HH NUMBER
HH SM/MED/LARGE HANDHOLE SIZE
B SPLICE FIBER SPLICE TYPE

▲ PROPOSED PED

ROW XX' RIGHT OF WAY
DISTANCE IN FEET

406-407 FIBERS TO DROPS IN HH/PED

(407) FIBER SPLICED TO RES/BUS SITE

MATERIAL LIST

| PAGE | QTY |
|-------------------------|------|
| DESCRIPTION | |
| PLOW 1-1/4IN CONDUIT | 1520 |
| BORE 1-1/4IN CONDUIT | 100 |
| TRACER WIRE | 1620 |
| 3/4IN ORANGE CONDUIT | |
| SIGN FOR HANDHOLE | |
| MEDIUM HANDHOLE | 1 |
| LARGE HANDHOLE | |
| CABINET HH FOR D SPLICE | |
| A SPLICE | |
| B SPLICE | 1 |
| D SPLICE | |
| CABINET | |

| No. | Revision/Issue | Date |
|-----|----------------|------|
| | | |



Project Name and Address

#####

| | |
|--------------------|-------------|
| Project ##### | Sheet 94 |
| Date 12/30/2022 | |
| Scale 1:100 | |

**T92N
R13W
SEC18**

**T92N
R13W
SEC19**

95

ROW 120 FT

ROW 120 FT

ROW 100 FT

69

**1N-970
MEDIUM HH
B SPLICE**

190TH ST

190TH ST

**BFOI(96)
1-72
24XD**

— PLOW 236 FT 1-1/4IN CONDUIT
PLACE CLOSE TO THENORTH ROW

General Notes

— PLOWED 1-1/4" HDPE CONDUIT

— BORED 1-1/4" HDPE CONDUIT

— PROPOSED DROP CONDUIT

BFOI(48) FIBER SIZE
325-348 FIBERS ROUTED IN SHEATH
24XD SPARE XTRA-DEAD IN SHEATH

HH PROPOSED HH

1000/1 CABLE ROUTE/HH NUMBER
HH SM/MED/LARGE HANDHOLE SIZE
B SPLICE FIBER SPLICE TYPE

▲ PROPOSED PED

ROW XX' RIGHT OF WAY
DISTANCE IN FEET

406-407 FIBERS TO DROPS IN HH/PED

(407) FIBER SPLICED TO RES/BUS SITE

MATERIAL LIST

| PAGE | QTY |
|-------------------------|-----|
| DESCRIPTION | |
| PLOW 1-1/4IN CONDUIT | 236 |
| BORE 1-1/4IN CONDUIT | |
| TRACER WIRE | 236 |
| 3/4IN ORANGE CONDUIT | |
| SIGN FOR HANDHOLE | |
| MEDIUM HANDHOLE | 1 |
| LARGE HANDHOLE | |
| CABINET HH FOR D SPLICE | |
| A SPLICE | |
| B SPLICE | 1 |
| D SPLICE | |
| CABINET | |

| No. | Revision/Issue | Date |
|-----|----------------|------|
| | | |



Project Name and Address

#####

| | |
|--------------------|-------------|
| Project ##### | Sheet 95 |
| Date 12/30/2022 | |
| Scale 1:100 | |

**T92N
R13W
SEC18**

**T92N
R13W
SEC19**

96

BORE 505 FT 1-1/4IN CONDUIT
PLACE CLOSE TO THE NORTH ROW

FLOW 597 FT 1-1/4IN CONDUIT
PLACE CLOSE TO THE NORTH ROW

ROW 100 FT

**1N-980
MEDIUM HH
150FT LOOP**

190TH ST

190TH ST

**BFOI(96)
1-72
24XD**

ROW 83 FT

1:100

General Notes

--- PLOWED 1-1/4" HDPE CONDUIT

--- BORED 1-1/4" HDPE CONDUIT

--- PROPOSED DROP CONDUIT

BFOI(48) FIBER SIZE
325-348 FIBERS ROUTED IN SHEATH
24XD SPARE XTRA-DEAD IN SHEATH

HH PROPOSED HH

1000/1 CABLE ROUTE/HH NUMBER
HH SM/MED/LARGE HANDHOLE SIZE
B SPLICE FIBER SPLICE TYPE

▲ PROPOSED PED

ROW XX' RIGHT OF WAY
DISTANCE IN FEET

406-407 FIBERS TO DROPS IN HH/PED

(407) FIBER SPLICED TO RES/BUS SITE

MATERIAL LIST

| PAGE | QTY |
|-------------------------|------|
| DESCRIPTION | |
| PLOW 1-1/4IN CONDUIT | 597 |
| BORE 1-1/4IN CONDUIT | 505 |
| TRACER WIRE | 1102 |
| 3/4IN ORANGE CONDUIT | |
| SIGN FOR HANDHOLE | |
| MEDIUM HANDHOLE | 1 |
| LARGE HANDHOLE | |
| CABINET HH FOR D SPLICE | |
| A SPLICE | |
| B SPLICE | |
| D SPLICE | |
| CABINET | |

| No. | Revision/Issue | Date |
|-----|----------------|------|
| | | |



Project Name and Address
#####

| | |
|--------------------|-------------|
| Project ##### | Sheet 96 |
| Date 12/30/2022 | |
| Scale 1:100 | |

T92N
R13W
SEC18

T92N
R13W
SEC17

97

T92N
R13W
SEC19

T92N
R13W
SEC20

General Notes

- PLOWED 1-1/4" HDPE CONDUIT
- BORED 1-1/4" HDPE CONDUIT
- PROPOSED DROP CONDUIT

BFOI(48) FIBER SIZE
325-348 FIBERS ROUTED IN SHEATH
24XD SPARE XTRA-DEAD IN SHEATH

HH PROPOSED HH
1000/1 CABLE ROUTE/HH NUMBER
HH SM/MED/LARGE HANDHOLE SIZE
B SPLICE FIBER SPLICE TYPE

▲ PROPOSED PED

ROW XX' RIGHT OF WAY
DISTANCE IN FEET

406-407 FIBERS TO DROPS IN HH/PED

(407) FIBER SPLICED TO RES/BUS SITE

MATERIAL LIST

| PAGE | QTY |
|-------------------------|------|
| DESCRIPTION | |
| PLOW 1-1/4IN CONDUIT | 819 |
| BORE 1-1/4IN CONDUIT | 1283 |
| TRACER WIRE | 2102 |
| 3/4IN ORANGE CONDUIT | |
| SIGN FOR HANDHOLE | |
| MEDIUM HANDHOLE | 1 |
| LARGE HANDHOLE | 1 |
| CABINET HH FOR D SPLICE | |
| A SPLICE | |
| B SPLICE | 2 |
| D SPLICE | |
| CABINET | |

| No. | Revision/Issue | Date |
|-----|----------------|------|
| | | |



Project Name and Address

#####

| | |
|--------------------|-------------|
| Project #### | Sheet 97 |
| Date 12/30/2022 | |
| Scale 1:100 | |

1:100

1:100

HAWTHORNE AVE

HAWTHORNE AVE

HAWTHORNE AVE

ROW 66 FT

ROW 100 FT

BFOI(96)
49-50
46XD

BFOI(96)
1-72
24XD

68

1N-990
MEDIUM HH
B SPLICE

BORE 276 FT 1-1/4IN CONDUIT
PLACE CLOSE TO THE WEST ROW

1699
(67)

66-67

1N-1000
LARGE HH
B SPLICE

1893
(66)

PLOW 819 FT 1-1/4IN CONDUIT
PLACE CLOSE TO THE NORTH ROW

190TH ST

190TH ST

ROW 83 FT

190TH ST

BORE 470 FT 1-1/4IN CONDUIT
PLACE CLOSE TO THE NORTH ROW

ROW 100 FT

ROW 100 FT

BORE 537 FT 1-1/4IN CONDUIT
PLACE CLOSE TO THE NORTH ROW

98

**T92N
R13W
SEC17**

**T92N
R13W
SEC20**

ROW 83 FT

PLOW 1110 FT 1-1/4IN CONDUIT
PLACE CLOSE TO THE NORTH ROW

ROW 83 FT

63

**1N-1010
MEDIUM HH
B SPLICE**

190TH ST

ROW 100 FT

190TH ST

**BFOI(96)
1-63
33XD**

1:100

General Notes

- PLOWED 1-1/4" HDPE CONDUIT
- BORED 1-1/4" HDPE CONDUIT
- PROPOSED DROP CONDUIT

BFOI(48) FIBER SIZE
325-348 FIBERS ROUTED IN SHEATH
24XD SPARE XTRA-DEAD IN SHEATH

HH PROPOSED HH
1000/1 CABLE ROUTE/HH NUMBER
HH SM/MED/LARGE HANDHOLE SIZE
B SPLICE FIBER SPLICE TYPE

PROPOSED PED

ROW XX' RIGHT OF WAY
DISTANCE IN FEET

406-407 FIBERS TO DROPS IN HH/PED

(407) FIBER SPLICED TO RES/BUS SITE

MATERIAL LIST

| PAGE | QTY |
|-------------------------|------|
| DESCRIPTION | |
| PLOW 1-1/4IN CONDUIT | 1110 |
| BORE 1-1/4IN CONDUIT | |
| TRACER WIRE | 1110 |
| 3/4IN ORANGE CONDUIT | |
| SIGN FOR HANDHOLE | |
| MEDIUM HANDHOLE | 1 |
| LARGE HANDHOLE | |
| CABINET HH FOR D SPLICE | |
| A SPLICE | |
| B SPLICE | 1 |
| D SPLICE | |
| CABINET | |

| No. | Revision/Issue | Date |
|-----|----------------|------|
| | | |



Project Name and Address

#####

| | | | |
|---------|------------|-------|----|
| Project | #### | Sheet | 98 |
| Date | 12/30/2022 | | |
| Scale | 1:100 | | |

T92N
R13W
SEC17

99

1761
(62)

BFOI(96)
1-63
33XD

PLOW 1432 FT 1-1/4IN CONDUIT
PLACE CLOSE TO THE NORTH ROW

ROW 100 FT

62

1N-1020
MEDIUM HH
B SPLICE

190TH ST

190TH ST

BORE 316 FT 1-1/4IN CONDUIT
PLACE CLOSE TO THE NORTH ROW

T92N
R13W
SEC20

1:100

General Notes

PLOWED 1-1/4" HDPE CONDUIT
 BORED 1-1/4" HDPE CONDUIT
 PROPOSED DROP CONDUIT

BFOI(48)
325-348
24XD

FIBER SIZE
FIBERS ROUTED IN SHEATH
SPARE XTRA-DEAD IN SHEATH

HH PROPOSED HH
1000/1 CABLE ROUTE/HH NUMBER
HH SM/MED/LARGE HANDHOLE SIZE
B SPLICE FIBER SPLICE TYPE

PROPOSED PED
ROW XX' RIGHT OF WAY DISTANCE IN FEET

406-407 FIBERS TO DROPS IN HH/PED
(407) FIBER SPLICED TO RES/BUS SITE

MATERIAL LIST

| PAGE | QTY |
|-------------------------|------|
| 99 | |
| DESCRIPTION | QTY |
| PLOW 1-1/4IN CONDUIT | 1432 |
| BORE 1-1/4IN CONDUIT | 316 |
| TRACER WIRE | 1748 |
| 3/4IN ORANGE CONDUIT | |
| SIGN FOR HANDHOLE | |
| MEDIUM HANDHOLE | 1 |
| LARGE HANDHOLE | |
| CABINET HH FOR D SPLICE | |
| A SPLICE | |
| B SPLICE | 1 |
| D SPLICE | |
| CABINET | |

| No. | Revision/Issue | Date |
|-----|----------------|------|
| | | |

Project Name and Address

#####

| | | | |
|---------|------------|-------|----|
| Project | ##### | Sheet | 99 |
| Date | 12/30/2022 | | |
| Scale | 1:100 | | |

**T92N
R13W
SEC17**

**T92N
R13W
SEC20**

1000

1:100

General Notes

PLOWED 1-1/4" HDPE CONDUIT
 BORED 1-1/4" HDPE CONDUIT
 PROPOSED DROP CONDUIT

BFOI(48) FIBER SIZE
325-348 FIBERS ROUTED IN SHEATH
24XD SPARE XTRA-DEAD IN SHEATH

HH PROPOSED HH
1000/1 CABLE ROUTE/HH NUMBER
HH SM/MED/LARGE HANDHOLE SIZE
B SPLICE FIBER SPLICE TYPE

PROPOSED PED
ROW XX' RIGHT OF WAY DISTANCE IN FEET

406-407 FIBERS TO DROPS IN HH/PED
(407) FIBER SPLICED TO RES/BUS SITE

MATERIAL LIST

| PAGE | QTY |
|-------------------------|------|
| DESCRIPTION | |
| PLOW 1-1/4IN CONDUIT | 571 |
| BORE 1-1/4IN CONDUIT | 1016 |
| TRACER WIRE | 1587 |
| 3/4IN ORANGE CONDUIT | |
| SIGN FOR HANDHOLE | |
| MEDIUM HANDHOLE | 2 |
| LARGE HANDHOLE | |
| CABINET HH FOR D SPLICE | |
| A SPLICE | |
| B SPLICE | 2 |
| D SPLICE | |
| CABINET | |

| No. | Revision/Issue | Date |
|-----|----------------|------|
| | | |

Waverly Utilities

Project Name and Address
 #####
 #####
 #####

| Project | Sheet |
|---------|------------|
| #### | 100 |
| Date | 12/30/2022 |
| Scale | 1:100 |

**BFOI(96)
1-63
33XD**

BORE 253 FT 1-1/4IN CONDUIT
PLACE CLOSE TO THE NORTH ROW

PLOW 571 FT 1-1/4IN CONDUIT
PLACE CLOSE TO THE NORTH ROW

ROW 100 FT

190TH ST

**BFOI(96)
1-63
33XD**

1771
(60)

**BFOI(96)
1-63
33XD**

59-60
**1N-1030
MEDIUM HH
B SPLICE**

1777
(59)

1781
(57)

1783
(56)

55-57
**1N-1040
MEDIUM HH
B SPLICE**

1785
(55)

190TH ST

ROW 66 FT

BORE 277 FT 1-1/4IN CONDUIT
PLACE CLOSE TO THE NORTH ROW

BORE 486 FT 1-1/4IN CONDUIT
PLACE CLOSE TO THE NORTH ROW

**T92N
R13W
SEC17**

**T92N
R13W
SEC16**

101

**T92N
R13W
SEC20**

**T92N
R13W
SEC21**

1:100

BORE 104 FT 1-1/4IN CONDUIT
PLACE CLOSE TO THE EAST ROW

PLOW 254 FT 1-1/4IN CONDUIT

BFOI(96)
1-63
33XD

ROW 73 FT

BORE 224 FT 1-1/4IN CONDUIT

ROW 46 FT

52-54

1N-1050
MEDIUM HH
B SPLICE

1787
(52)

1795
(51)

51
1N-1060
LARGE HH
B SPLICE

BORE 366 FT 1-1/4IN CONDUIT

BFOI(96)
1-36
60XD

34-35
1N-1070
MEDIUM HH
B SPLICE

BFOI(96)
1-36
60XD

1807
(34)

1805
(35)

BORE 764 FT 1-1/4IN CONDUIT
PLACE CLOSE TO THE NORTH ROW

1811
(32)

50

1N-1720
MEDIUM HH
A SPLICE

BFOI(48)
49-50
46XD

ROW 100 FT

IVORY AVE V21

190TH ST

190TH ST

ROW 66 FT

ROW 66 FT

IVORY AVE

General Notes

- PLOWED 1-1/4" HDPE CONDUIT
- BORED 1-1/4" HDPE CONDUIT
- PROPOSED DROP CONDUIT

BFOI(48)
325-348
24XD FIBER SIZE
FIBERS ROUTED IN SHEATH
SPARE XTRA-DEAD IN SHEATH

HH PROPOSED HH
1000/1 CABLE ROUTE/HH NUMBER
HH SM/MED/LARGE HANDHOLE SIZE
B SPLICE FIBER SPLICE TYPE

PROPOSED PED

ROW XX' RIGHT OF WAY
DISTANCE IN FEET

406-407 FIBERS TO DROPS IN HH/PED
(407) FIBER SPLICED TO RES/BUS SITE

MATERIAL LIST

| PAGE | QTY |
|-------------------------|------|
| DESCRIPTION | |
| PLOW 1-1/4IN CONDUIT | 254 |
| BORE 1-1/4IN CONDUIT | 1730 |
| TRACER WIRE | 1984 |
| 3/4IN ORANGE CONDUIT | |
| SIGN FOR HANDHOLE | |
| MEDIUM HANDHOLE | 3 |
| LARGE HANDHOLE | 1 |
| CABINET HH FOR D SPLICE | |
| A SPLICE | 1 |
| B SPLICE | 3 |
| D SPLICE | |
| CABINET | |

| No. | Revision/Issue | Date |
|-----|----------------|------|
| | | |



Project Name and Address

#####

| | | | |
|---------|------------|-------|-----|
| Project | #### | Sheet | 101 |
| Date | 12/30/2022 | | |
| Scale | 1:100 | | |

T92N
R13W
SEC16

102

BORE 300 FT 1-1/4IN CONDUIT
PLACE CLOSE TO THE NORTH ROW

31-32
1N-1080
MEDIUM HH
B SPLICE

1819
(31)

PLOW 1434 FT 1-1/4IN CONDUIT
PLACE CLOSE TO THE NORTH ROW

BFOI(96)
1-36
60XD

190TH ST

190TH ST

ROW 93 FT

ROW 66 FT

ROW 120 FT

T92N
R13W
SEC21

1:100

General Notes

— PLOWED 1-1/4" HDPE CONDUIT

— BORED 1-1/4" HDPE CONDUIT

— PROPOSED DROP CONDUIT

BFOI(48) FIBER SIZE
325-348 FIBERS ROUTED IN SHEATH
24XD SPARE XTRA-DEAD IN SHEATH

HH PROPOSED HH

1000/1 CABLE ROUTE/HH NUMBER
HH SM/MED/LARGE HANDHOLE SIZE
B SPLICE FIBER SPLICE TYPE

▲ PROPOSED PED

ROW XX' RIGHT OF WAY
DISTANCE IN FEET

406-407 FIBERS TO DROPS IN HH/PED

(407) FIBER SPLICED TO RES/BUS SITE

MATERIAL LIST

| PAGE | 102 |
|-------------------------|------|
| DESCRIPTION | QTY |
| PLOW 1-1/4IN CONDUIT | 1434 |
| BORE 1-1/4IN CONDUIT | 300 |
| TRACER WIRE | 1734 |
| 3/4IN ORANGE CONDUIT | |
| SIGN FOR HANDHOLE | |
| MEDIUM HANDHOLE | 1 |
| LARGE HANDHOLE | |
| CABINET HH FOR D SPLICE | |
| A SPLICE | |
| B SPLICE | 1 |
| D SPLICE | |
| CABINET | |

| No. | Revision/Issue | Date |
|-----|----------------|------|
| | | |



Project Name and Address

#####

Project

####

Date

12/30/2022

Scale

1:100

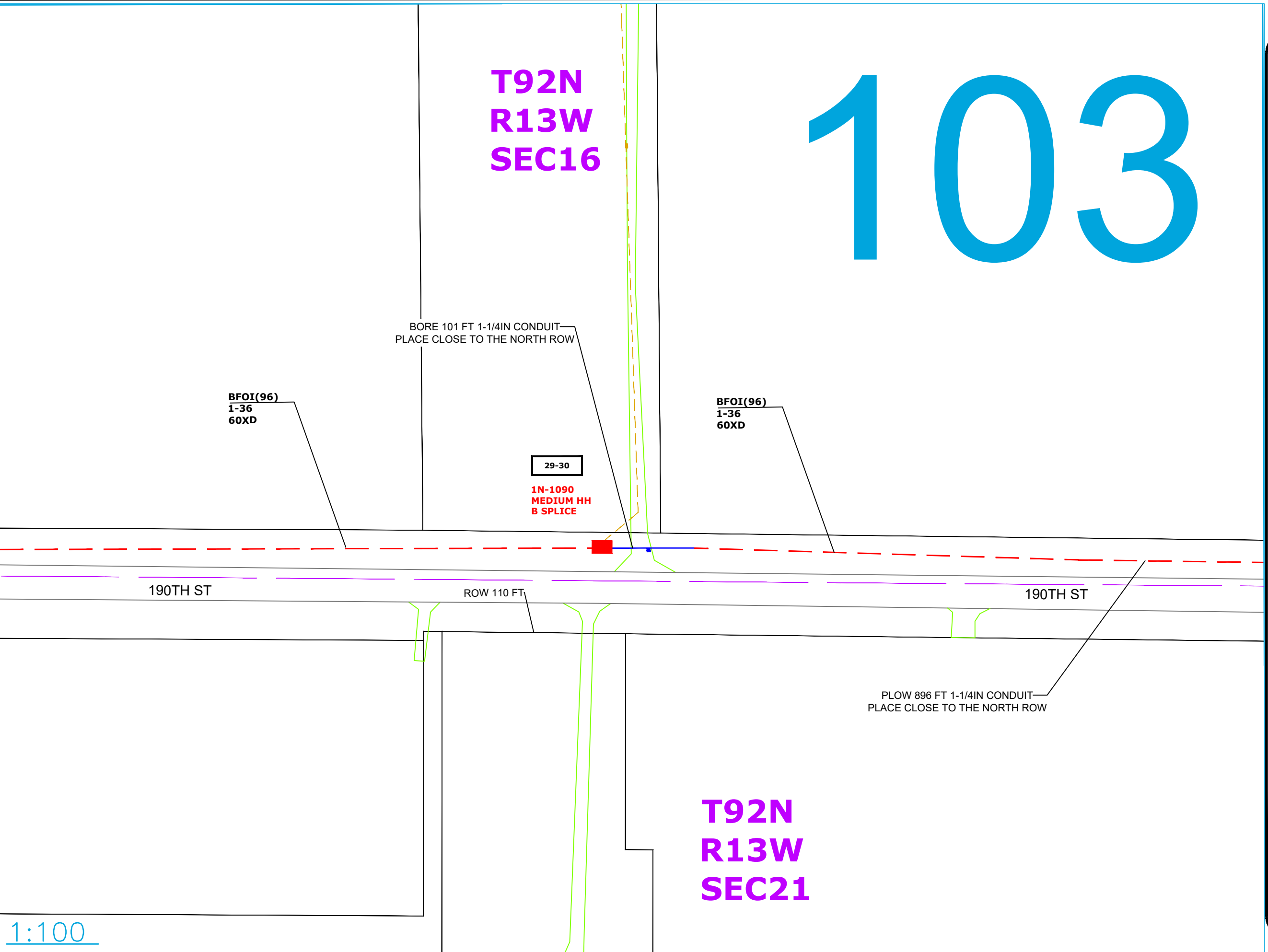
Sheet

102

103

**T92N
R13W
SEC16**

**T92N
R13W
SEC21**



General Notes

- PLOWED 1-1/4" HDPE CONDUIT
- BORED 1-1/4" HDPE CONDUIT
- PROPOSED DROP CONDUIT

BFOI(48) 325-348 24XD FIBER SIZE
FIBERS ROUTED IN SHEATH
SPARE XTRA-DEAD IN SHEATH

HH PROPOSED HH

1000/1 CABLE ROUTE/HH NUMBER
HH SM/MED/LARGE HANDHOLE SIZE
B SPLICE FIBER SPLICE TYPE

▲ PROPOSED PED

ROW XX' RIGHT OF WAY DISTANCE IN FEET

406-407 FIBERS TO DROPS IN HH/PED
(407) FIBER SPLICED TO RES/BUS SITE

MATERIAL LIST

| | |
|-------------------------|-----|
| PAGE | 103 |
| DESCRIPTION | QTY |
| PLOW 1-1/4IN CONDUIT | 896 |
| BORE 1-1/4IN CONDUIT | 101 |
| TRACER WIRE | 997 |
| 3/4IN ORANGE CONDUIT | |
| SIGN FOR HANDHOLE | |
| MEDIUM HANDHOLE | 1 |
| LARGE HANDHOLE | |
| CABINET HH FOR D SPLICE | |
| A SPLICE | |
| B SPLICE | 1 |
| D SPLICE | |
| CABINET | |

| No. | Revision/Issue | Date |
|-----|----------------|------|
| | | |

Waverly Utilities

Project Name and Address
#####

| | | | |
|---------|------------|-------|-----|
| Project | #### | Sheet | 103 |
| Date | 12/30/2022 | | |
| Scale | 1:100 | | |

1:100

T92N
R13W
SEC16

104

PLow 1088 FT 1-1/4IN CONDUIT
PLACE CLOSE TO THE NORTH ROW

BFOI(96)
1-36
60XD

ROW 110 FT.

1N-1100
MEDIUM HH
150FT LOOP

190TH ST

190TH ST

T92N
R13W
SEC21

1:100

General Notes

--- PLOWED 1-1/4" HDPE CONDUIT

--- BORED 1-1/4" HDPE CONDUIT

--- PROPOSED DROP CONDUIT

BFOI(48) FIBER SIZE
325-348 FIBERS ROUTED IN SHEATH
24XD SPARE XTRA-DEAD IN SHEATH

HH PROPOSED HH

1000/1 CABLE ROUTE/HH NUMBER
HH SM/MED/LARGE HANDHOLE SIZE
B SPLICE FIBER SPLICE TYPE

▲ PROPOSED PED

ROW XX' RIGHT OF WAY
DISTANCE IN FEET

406-407 FIBERS TO DROPS IN HH/PED

(407) FIBER SPLICED TO RES/BUS SITE

MATERIAL LIST

| PAGE | 104 |
|-------------------------|------|
| DESCRIPTION | QTY |
| PLow 1-1/4IN CONDUIT | 1088 |
| BORE 1-1/4IN CONDUIT | |
| TRACER WIRE | 1088 |
| 3/4IN ORANGE CONDUIT | |
| SIGN FOR HANDHOLE | |
| MEDIUM HANDHOLE | 1 |
| LARGE HANDHOLE | |
| CABINET HH FOR D SPLICE | |
| A SPLICE | |
| B SPLICE | |
| D SPLICE | |
| CABINET | |

| No. | Revision/Issue | Date |
|-----|----------------|------|
| | | |



Project Name and Address

#####

Project

####

Date

12/30/2022

Scale

1:100

Sheet

104

**T92N
R13W
SEC16**

**T92N
R13W
SEC15**

105

JOPLIN AVE

JOPLIN AVE

190TH ST

PLOW 1244 FT 1-1/4IN CONDUIT
PLACE CLOSE TO THE NORTH ROW

**BFOI(96)
1-36
60XD**

ROW 100 FT.

1893
(31)

26-28

**1N-1120
MEDIUM HH
B SPLICE**

1907
(26)

ROW 110 FT.

190TH ST

BORE 260 FT 1-1/4IN CONDUIT
PLACE CLOSE TO THE NORTH ROW


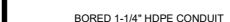

BORE 134 FT 1-1/4IN CONDUIT
PLACE CLOSE TO THE NORTH ROW

**T92N
R13W
SEC21**

**T92N
R13W
SEC22**

1:100

General Notes

-  PLOWED 1-1/4" HDPE CONDUIT
-  BORED 1-1/4" HDPE CONDUIT
-  PROPOSED DROP CONDUIT

BFOI(48) FIBER SIZE
325-348 FIBERS ROUTED IN SHEATH
24XD SPARE XTRA-DEAD IN SHEATH

HH PROPOSED HH

1000/1 CABLE ROUTE/HH NUMBER
HH SM/MED/LARGE HANDHOLE SIZE
B SPLICE FIBER SPLICE TYPE

 PROPOSED PED

ROW XX' RIGHT OF WAY
DISTANCE IN FEET

406-407 FIBERS TO DROPS IN HH/PED

(407) FIBER SPLICED TO RES/BUS SITE

MATERIAL LIST

| PAGE | QTY |
|-------------------------|------|
| DESCRIPTION | |
| PLOW 1-1/4IN CONDUIT | 1244 |
| BORE 1-1/4IN CONDUIT | 394 |
| TRACER WIRE | 1638 |
| 3/4IN ORANGE CONDUIT | |
| SIGN FOR HANDHOLE | |
| MEDIUM HANDHOLE | 1 |
| LARGE HANDHOLE | |
| CABINET HH FOR D SPLICE | |
| A SPLICE | |
| B SPLICE | 1 |
| D SPLICE | |
| CABINET | |

| No. | Revision/Issue | Date |
|-----|----------------|------|
| | | |



Project Name and Address

#####

| | |
|--------------------|--------------|
| Project #### | Sheet 105 |
| Date 12/30/2022 | |
| Scale 1:100 | |

**T92N
R13W
SEC15**

1006

PLOW 1190 FT 1-1/4 IN CONDUIT
PLACE CLOSE TO THE NORTH ROW

ROW 100 FT

**BFOI(96)
1-36
60XD**

190TH ST

General Notes

--- PLOWED 1-1/4" HDPE CONDUIT

--- BORED 1-1/4" HDPE CONDUIT

--- PROPOSED DROP CONDUIT

BFOI(48) FIBER SIZE
325-348 FIBERS ROUTED IN SHEATH
24XD SPARE XTRA-DEAD IN SHEATH

HH PROPOSED HH

1000/1 CABLE ROUTE/HH NUMBER
HH SM/MED/LARGE HANDHOLE SIZE
B SPLICE FIBER SPLICE TYPE

▲ PROPOSED PED

ROW XX' RIGHT OF WAY
DISTANCE IN FEET

406-407 FIBERS TO DROPS IN HH/PED

(407) FIBER SPLICED TO RES/BUS SITE

MATERIAL LIST

| PAGE | 106 |
|-------------------------|------|
| DESCRIPTION | QTY |
| PLOW 1-1/4 IN CONDUIT | 1190 |
| BORE 1-1/4 IN CONDUIT | |
| TRACER WIRE | 1190 |
| 3/4 IN ORANGE CONDUIT | |
| SIGN FOR HANDHOLE | |
| MEDIUM HANDHOLE | |
| LARGE HANDHOLE | |
| CABINET HH FOR D SPLICE | |
| A SPLICE | |
| B SPLICE | |
| D SPLICE | |
| CABINET | |

| No. | Revision/Issue | Date |
|-----|----------------|------|
| | | |



Project Name and Address

#####

| | | | |
|---------|------------|-------|-----|
| Project | #### | Sheet | 106 |
| Date | 12/30/2022 | | |
| Scale | 1:100 | | |

**T92N
R13W
SEC15**

**T92N
R13W
SEC22**

107

1:100

General Notes

PLOWED 1-1/4" HDPE CONDUIT
 BORED 1-1/4" HDPE CONDUIT
 PROPOSED DROP CONDUIT

BFOI(48)
325-348
24XD

FIBER SIZE
FIBERS ROUTED IN SHEATH
SPARE XTRA-DEAD IN SHEATH

HH PROPOSED HH
1000/1 CABLE ROUTE/HH NUMBER
HH SM/MED/LARGE HANDHOLE SIZE
B SPLICE FIBER SPLICE TYPE

PROPOSED PED
ROW XX' RIGHT OF WAY DISTANCE IN FEET

406-407 FIBERS TO DROPS IN HH/PED
(407) FIBER SPLICED TO RES/BUS SITE

MATERIAL LIST

| PAGE | QTY |
|-------------------------|------|
| DESCRIPTION | |
| PLOW 1-1/4IN CONDUIT | 1127 |
| BORE 1-1/4IN CONDUIT | 186 |
| TRACER WIRE | 1313 |
| 3/4IN ORANGE CONDUIT | |
| SIGN FOR HANDHOLE | |
| MEDIUM HANDHOLE | 1 |
| LARGE HANDHOLE | 1 |
| CABINET HH FOR D SPLICE | |
| A SPLICE | |
| B SPLICE | 2 |
| D SPLICE | |
| CABINET | |

| No. | Revision/Issue | Date |
|-----|----------------|------|
| | | |

Project Name and Address

#####

| | | | |
|---------|------------|-------|-----|
| Project | #### | Sheet | 107 |
| Date | 12/30/2022 | | |
| Scale | 1:100 | | |

BORE 186 FT 1-1/4IN CONDUIT

PLOW 978 FT 1-1/4IN CONDUIT
PLACE CLOSE TO THE SOUTH ROW

PLOW 149 FT 1-1/4IN CONDUIT
PLACE CLOSE TO THE SOUTH ROW

ROW 100 FT

BFOI(96)
13-24
84XD

190TH ST

190TH ST

25

1N-1140
LARGE HH
B SPLICE

22

1N-1150
MEDIUM HH
B SPLICE

BFOI(48)
1-12
36XD

ROW 66 FT

JOY AVE

**T92N
R13W
SEC15**

FLOW 718 FT 1-1/4IN CONDUIT
PLACE CLOSE TO THE SOUTH ROW

BORE 84 FT 1-1/4IN CONDUIT
PLACE CLOSE TO THE SOUTH ROW

FLOW 414 FT 1-1/4IN CONDUIT
PLACE CLOSE TO THE SOUTH ROW

**BFOI(96)
13-24
84XD**

ROW 100 FT.

**BFOI(96)
13-24
84XD**

ROW 100 FT.

ROW 116 FT.

190TH ST

190TH ST

BORE 141 FT 1-1/4IN CONDUIT
PLACE CLOSE TO THE SOUTH ROW

21

**1N-1160
MEDIUM HH
B SPLICE**

20

**1N-1170
MEDIUM HH
B SPLICE**

**T92N
R13W
SEC22**

1008

1:100

General Notes

- PLOWED 1-1/4" HDPE CONDUIT
- BORED 1-1/4" HDPE CONDUIT
- PROPOSED DROP CONDUIT

BFOI(48) FIBER SIZE
325-348 FIBERS ROUTED IN SHEATH
24XD SPARE XTRA-DEAD IN SHEATH

HH PROPOSED HH
1000/1 CABLE ROUTE/HH NUMBER
HH SM/MED/LARGE HANDHOLE SIZE
B SPLICE FIBER SPLICE TYPE

▲ PROPOSED PED

ROW XX' RIGHT OF WAY
DISTANCE IN FEET


406-407 FIBERS TO DROPS IN HH/PED

(407) FIBER SPLICED TO RES/BUS SITE

MATERIAL LIST

| PAGE | QTY |
|-------------------------|------|
| DESCRIPTION | |
| PLOW 1-1/4IN CONDUIT | 1132 |
| BORE 1-1/4IN CONDUIT | 225 |
| TRACER WIRE | 1357 |
| 3/4IN ORANGE CONDUIT | |
| SIGN FOR HANDHOLE | |
| MEDIUM HANDHOLE | 2 |
| LARGE HANDHOLE | |
| CABINET HH FOR D SPLICE | |
| A SPLICE | |
| B SPLICE | 2 |
| D SPLICE | |
| CABINET | |

| No. | Revision/Issue | Date |
|-----|----------------|------|
| | | |



Project Name and Address

#####

| | | | |
|---------|------------|-------|-----|
| Project | #### | Sheet | 108 |
| Date | 12/30/2022 | | |
| Scale | 1:100 | | |

**T92N
R13W
SEC14**

**T92N
R13W
SEC23**

1009

1:100

PLOW 434 FT 1-1/4IN CONDUIT
PLACE CLOSE TO THE SOUTH ROW

BORE 502 FT 1-1/4IN CONDUIT
PLACE CLOSE TO THE SOUTH ROW

**BFOI(96)
13-24
84XD**

190TH ST

BORE 151 FT 1-1/4IN CONDUIT
PLACE CLOSE TO THE SOUTH ROW

ROW 116 FT

190TH ST

2023
(19)

2028
(18)

19

**1N-1180
MEDIUM HH
B SPLICE**

PLOW 376 FT 1-1/4IN CONDUIT
PLACE CLOSE TO THE SOUTH ROW

General Notes

PLOWED 1-1/4" HDPE CONDUIT
 BORED 1-1/4" HDPE CONDUIT
 PROPOSED DROP CONDUIT

BFOI(48) FIBER SIZE
325-348 FIBERS ROUTED IN SHEATH
24XD SPARE XTRA-DEAD IN SHEATH

HH PROPOSED HH
1000/1 CABLE ROUTE/HH NUMBER
HH SM/MED/LARGE HANDHOLE SIZE
B SPLICE FIBER SPLICE TYPE

PROPOSED PED

ROW XX' RIGHT OF WAY DISTANCE IN FEET

406-407 FIBERS TO DROPS IN HH/PED
(407) FIBER SPLICED TO RES/BUS SITE

MATERIAL LIST

| PAGE | QTY |
|-------------------------|------|
| DESCRIPTION | |
| PLOW 1-1/4IN CONDUIT | 810 |
| BORE 1-1/4IN CONDUIT | 653 |
| TRACER WIRE | 1463 |
| 3/4IN ORANGE CONDUIT | |
| SIGN FOR HANDHOLE | |
| MEDIUM HANDHOLE | 1 |
| LARGE HANDHOLE | |
| CABINET HH FOR D SPLICE | |
| A SPLICE | |
| B SPLICE | 1 |
| D SPLICE | |
| CABINET | |

| No. | Revision/Issue | Date |
|-----|----------------|------|
| | | |

Project Name and Address

#####

| | | | |
|---------|------------|-------|-----|
| Project | #### | Sheet | 109 |
| Date | 12/30/2022 | | |
| Scale | 1:100 | | |

**T92N
R13W
SEC14**

**T92N
R13W
SEC23**

1110

PLOW 704 FT 1-1/4IN CONDUIT
PLACE CLOSE TO THE SOUTH ROW

BORE 200 FT 1-1/4IN CONDUIT
PLACE CLOSE TO THE SOUTH ROW

PLOW 577 FT 1-1/4IN CONDUIT
PLACE CLOSE TO THE SOUTH ROW

BFOI(96)
13-24
84XD

ROW 116 FT

190TH ST

190TH ST


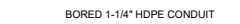

2029
(17)

17-18

1N-1190
MEDIUM HH
B SPLICE


1:100

General Notes

-  PLOWED 1-1/4" HDPE CONDUIT
-  BORED 1-1/4" HDPE CONDUIT
-  PROPOSED DROP CONDUIT

BFOI(48) FIBER SIZE
325-348 FIBERS ROUTED IN SHEATH
24XD SPARE XTRA-DEAD IN SHEATH

HH PROPOSED HH
1000/1 CABLE ROUTE/HH NUMBER
HH SM/MED/LARGE HANDHOLE SIZE
B SPLICE FIBER SPLICE TYPE

 PROPOSED PED
ROW XX' RIGHT OF WAY
DISTANCE IN FEET

406-407 FIBERS TO DROPS IN HH/PED
(407) FIBER SPLICED TO RES/BUS SITE

MATERIAL LIST

| PAGE | 110 |
|-------------------------|------|
| DESCRIPTION | QTY |
| PLOW 1-1/4IN CONDUIT | 1281 |
| BORE 1-1/4IN CONDUIT | 200 |
| TRACER WIRE | 1481 |
| 3/4IN ORANGE CONDUIT | |
| SIGN FOR HANDHOLE | |
| MEDIUM HANDHOLE | 1 |
| LARGE HANDHOLE | |
| CABINET HH FOR D SPLICE | |
| A SPLICE | |
| B SPLICE | 1 |
| D SPLICE | |
| CABINET | |

| No. | Revision/Issue | Date |
|-----|----------------|------|
| | | |



Project Name and Address

#####

| | | | |
|---------|------------|-------|-----|
| Project | #### | Sheet | 110 |
| Date | 12/30/2022 | | |
| Scale | 1:100 | | |

**T92N
R13W
SEC14**

PLOW 1098 FT 1-1/4IN CONDUIT—
PLACE CLOSE TO THE SOUTH ROW

ROW 116 FT

ROW 92 FT

ROW 92 FT

**BFOI(96)
13-24
84XD**

ROW 120 FT

14

**1N-1210
MEDIUM HH
B SPLICE**

190TH ST

190TH ST

15-16

**1N-1200
MEDIUM HH
B SPLICE**

BORE 198 FT 1-1/4IN CONDUIT
PLACE CLOSE TO THE SOUTH ROW

**2058
(16)**


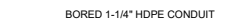

**2076
(14)**

**T92N
R13W
SEC23**

1 1 1

1:100

General Notes

-  PLOWED 1-1/4" HDPE CONDUIT
-  BORED 1-1/4" HDPE CONDUIT
-  PROPOSED DROP CONDUIT

BFOI(48) FIBER SIZE
325-348 FIBERS ROUTED IN SHEATH
24XD SPARE XTRA-DEAD IN SHEATH

HH PROPOSED HH
1000/1 CABLE ROUTE/HH NUMBER
HH SM/MED/LARGE HANDHOLE SIZE
B SPLICE FIBER SPLICE TYPE

 PROPOSED PED

ROW XX' RIGHT OF WAY
DISTANCE IN FEET

406-407 FIBERS TO DROPS IN HHPED

(407) FIBER SPLICED TO RES/BUS SITE

MATERIAL LIST

| PAGE | 111 |
|-------------------------|------|
| DESCRIPTION | QTY |
| PLOW 1-1/4IN CONDUIT | 1098 |
| BORE 1-1/4IN CONDUIT | 198 |
| TRACER WIRE | 1296 |
| 3/4IN ORANGE CONDUIT | |
| SIGN FOR HANDHOLE | |
| MEDIUM HANDHOLE | 2 |
| LARGE HANDHOLE | |
| CABINET HH FOR D SPLICE | |
| A SPLICE | |
| B SPLICE | 2 |
| D SPLICE | |
| CABINET | |

| No. | Revision/Issue | Date |
|-----|----------------|------|
| | | |



Project Name and Address

#####

Project

#####

Date
12/30/2022

Scale
1:100

Sheet

1 1 1

JOY AVE

PLOW 1604 FT 1-1/4IN CONDUIT
PLACE CLOSE TO THE EAST ROW

BFOI(48)
1-12
36XD

ROW 66 FT

JOY AVE

T92N
R13W
SEC22

112

1:100

General Notes

--- PLOWED 1-1/4" HDPE CONDUIT

--- BORED 1-1/4" HDPE CONDUIT

--- PROPOSED DROP CONDUIT

BFOI(48) FIBER SIZE
325-348 FIBERS ROUTED IN SHEATH
24XD SPARE XTRA-DEAD IN SHEATH

HH PROPOSED HH

1000/1 CABLE ROUTE/HH NUMBER
HH SM/MED/LARGE HANDHOLE SIZE
B SPLICE FIBER SPLICE TYPE

▲ PROPOSED PED

ROW XX' RIGHT OF WAY
DISTANCE IN FEET

406-407 FIBERS TO DROPS IN HH/PED

(407) FIBER SPLICED TO RES/BUS SITE

MATERIAL LIST

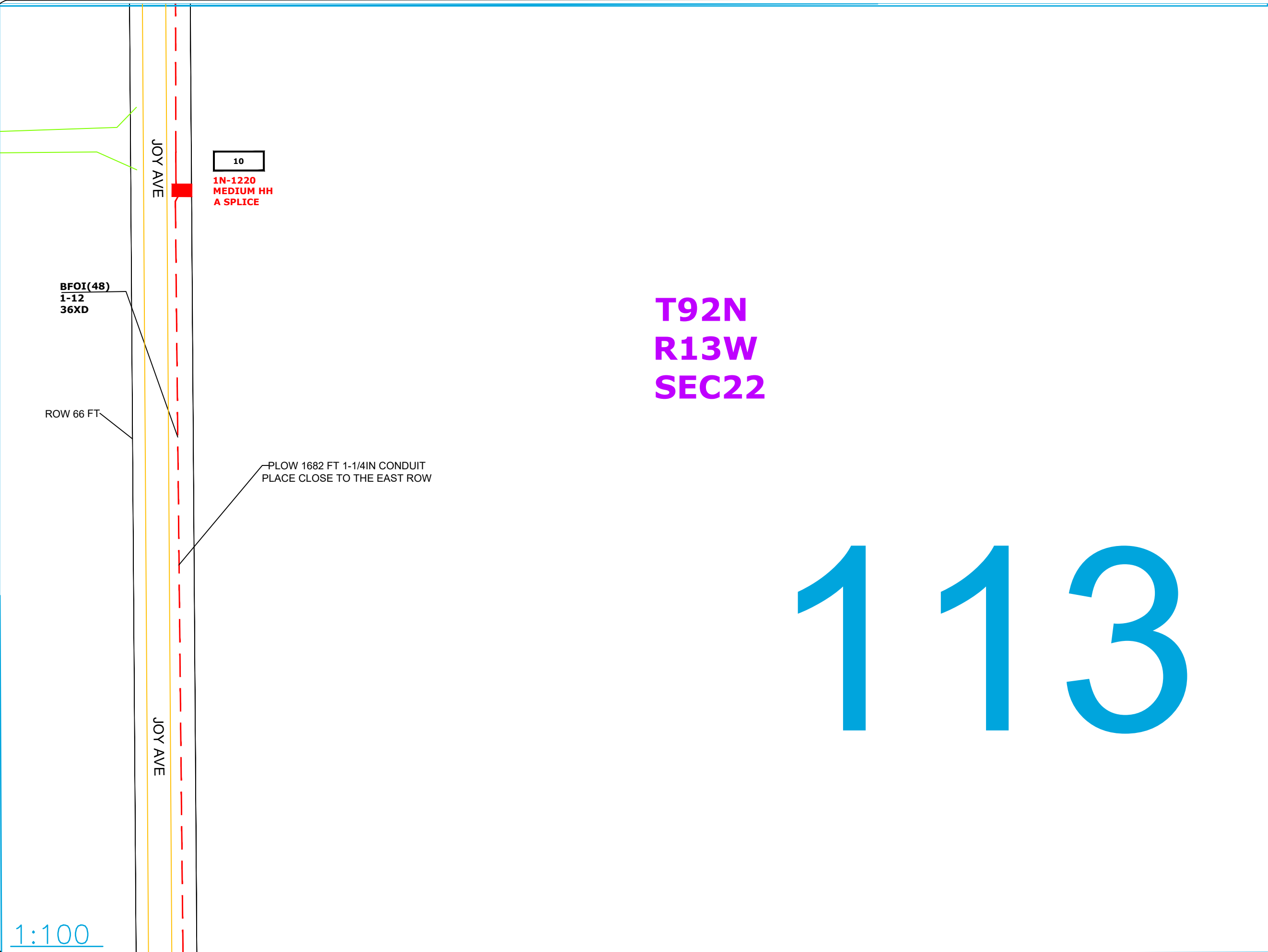
| PAGE | QTY |
|-------------------------|------|
| DESCRIPTION | |
| PLOW 1-1/4IN CONDUIT | 1604 |
| BORE 1-1/4IN CONDUIT | |
| TRACER WIRE | 1604 |
| 3/4IN ORANGE CONDUIT | |
| SIGN FOR HANDHOLE | |
| MEDIUM HANDHOLE | |
| LARGE HANDHOLE | |
| CABINET HH FOR D SPLICE | |
| A SPLICE | |
| B SPLICE | |
| D SPLICE | |
| CABINET | |

| No. | Revision/Issue | Date |
|-----|----------------|------|
| | | |



Project Name and Address
#####

| | | | |
|---------|------------|-------|-----|
| Project | #### | Sheet | 112 |
| Date | 12/30/2022 | | |
| Scale | 1:100 | | |



General Notes

— PLOWED 1-1/4" HDPE CONDUIT

— BORED 1-1/4" HDPE CONDUIT

— PROPOSED DROP CONDUIT

BFOI(48) FIBER SIZE
325-348 FIBERS ROUTED IN SHEATH
24XD SPARE XTRA-DEAD IN SHEATH

HH PROPOSED HH

1000/1 CABLE ROUTE/HH NUMBER
HH SM/MED/LARGE HANDHOLE SIZE
B SPLICE FIBER SPLICE TYPE

▲ PROPOSED PED

ROW XX' RIGHT OF WAY
DISTANCE IN FEET

406-407 FIBERS TO DROPS IN HH/PED

(407) FIBER SPLICED TO RES/BUS SITE

MATERIAL LIST

| PAGE | QTY |
|-------------------------|------|
| DESCRIPTION | |
| PLOW 1-1/4IN CONDUIT | 1682 |
| BORE 1-1/4IN CONDUIT | |
| TRACER WIRE | 1682 |
| 3/4IN ORANGE CONDUIT | |
| SIGN FOR HANDHOLE | |
| MEDIUM HANDHOLE | 1 |
| LARGE HANDHOLE | |
| CABINET HH FOR D SPLICE | |
| A SPLICE | 1 |
| B SPLICE | |
| D SPLICE | |
| CABINET | |

| No. | Revision/Issue | Date |
|-----|----------------|------|
| | | |

Project Name and Address

#####

| | | | |
|---------|------------|-------|-----|
| Project | ##### | Sheet | 113 |
| Date | 12/30/2022 | | |
| Scale | 1:100 | | |

JOY AVE

JOY AVE

BFOI(48)
1-12
36XD

ROW 66 FT

9

1N-1230
MEDIUM HH
A SPLICE

PLOW 341 FT 1-1/4IN CONDUIT
PLACE CLOSE TO THE EAST ROW

1959
(9)

T92N
R13W
SEC22

114

General Notes

- PLOWED 1-1/4" HDPE CONDUIT
- BORED 1-1/4" HDPE CONDUIT
- PROPOSED DROP CONDUIT

BFOI(48) FIBER SIZE
325-348 FIBERS ROUTED IN SHEATH
24XD SPARE XTRA-DEAD IN SHEATH

HH PROPOSED HH
1000/1 CABLE ROUTE/HH NUMBER
HH SM/MED/LARGE HANDHOLE SIZE
B SPLICE FIBER SPLICE TYPE

PROPOSED PED
ROW XX' RIGHT OF WAY
DISTANCE IN FEET

406-407 FIBERS TO DROPS IN HH/PED
(407) FIBER SPLICED TO RES/BUS SITE

MATERIAL LIST

| PAGE | QTY |
|-------------------------|-----|
| DESCRIPTION | |
| PLOW 1-1/4IN CONDUIT | 341 |
| BORE 1-1/4IN CONDUIT | |
| TRACER WIRE | 341 |
| 3/4IN ORANGE CONDUIT | |
| SIGN FOR HANDHOLE | |
| MEDIUM HANDHOLE | 1 |
| LARGE HANDHOLE | |
| CABINET HH FOR D SPLICE | |
| A SPLICE | 1 |
| B SPLICE | |
| D SPLICE | |
| CABINET | |

| No. | Revision/Issue | Date |
|-----|----------------|------|
| | | |



Project Name and Address

#####

| | | | |
|---------|------------|-------|-----|
| Project | #### | Sheet | 114 |
| Date | 12/30/2022 | | |
| Scale | 1:100 | | |

1:100

1968

8
1N-1240
MEDIUM HH
A SPLICE

JOY AVE

ROW 66 FT

BFOI(48)
1-12
36XD

PLOW 834 FT 1-1/4IN CONDUIT
PLACE CLOSE TO THE EAST ROW

1980

JOY AVE

7
1N-1250
MEDIUM HH
A SPLICE

1:100

T92N
R13W
SEC22

115

General Notes

- PLOWED 1-1/4" HDPE CONDUIT
- BORED 1-1/4" HDPE CONDUIT
- PROPOSED DROP CONDUIT

BFOI(48) FIBER SIZE
325-348 FIBERS ROUTED IN SHEATH
24XD SPARE XTRA-DEAD IN SHEATH

HH PROPOSED HH
1000/1 CABLE ROUTE/HH NUMBER
HH SM/MED/LARGE HANDHOLE SIZE
B SPLICE FIBER SPLICE TYPE

▲ PROPOSED PED

ROW XX' RIGHT OF WAY
DISTANCE IN FEET

406-407 FIBERS TO DROPS IN HH/PED

(407) FIBER SPLICED TO RES/BUS SITE

MATERIAL LIST

| PAGE | QTY |
|-------------------------|-----|
| DESCRIPTION | |
| PLOW 1-1/4IN CONDUIT | 834 |
| BORE 1-1/4IN CONDUIT | |
| TRACER WIRE | 834 |
| 3/4IN ORANGE CONDUIT | |
| SIGN FOR HANDHOLE | |
| MEDIUM HANDHOLE | 2 |
| LARGE HANDHOLE | |
| CABINET HH FOR D SPLICE | |
| A SPLICE | 2 |
| B SPLICE | |
| D SPLICE | |
| CABINET | |

| No. | Revision/Issue | Date |
|-----|----------------|------|
| | | |



Project Name and Address
#####

| | | | |
|---------|------------|-------|-----|
| Project | #### | Sheet | 115 |
| Date | 12/30/2022 | | |
| Scale | 1:100 | | |

JOY AVE

JOY AVE

JOY AVE

ROW 66 FT

PLOW 505 FT 1-1/4IN CONDUIT
PLACE CLOSE TO THE EAST ROW

BORE 192 FT 1-1/4IN CONDUIT
PLACE CLOSE TO THE EAST ROW

4-6
1N-1260
MEDIUM HH
A SPLICE

BORE 739 FT 1-1/4IN CONDUIT
PLACE CLOSE TO THE NORTH ROW

BFOI(48)
1-12
36XD

ROW 66 FT

200TH ST

200TH ST

T92N
R13W
SEC22

116

T92N
R13W
SEC27

1:100

General Notes

— PLOWED 1-1/4" HDPE CONDUIT

— BORED 1-1/4" HDPE CONDUIT

— PROPOSED DROP CONDUIT

BFOI(48) FIBER SIZE
325-348 FIBERS ROUTED IN SHEATH
24XD SPARE XTRA-DEAD IN SHEATH

HH PROPOSED HH

1000/1 CABLE ROUTE/HH NUMBER
HH SM/MED/LARGE HANDHOLE SIZE
B SPLICE FIBER SPLICE TYPE

▲ PROPOSED PED

ROW XX' RIGHT OF WAY
DISTANCE IN FEET

406-407 FIBERS TO DROPS IN HH/PED

(407) FIBER SPLICED TO RES/BUS SITE

MATERIAL LIST

| PAGE | 116 |
|-------------------------|------|
| DESCRIPTION | QTY |
| PLOW 1-1/4IN CONDUIT | 505 |
| BORE 1-1/4IN CONDUIT | 931 |
| TRACER WIRE | 1436 |
| 3/4IN ORANGE CONDUIT | |
| SIGN FOR HANDHOLE | |
| MEDIUM HANDHOLE | 1 |
| LARGE HANDHOLE | |
| CABINET HH FOR D SPLICE | |
| A SPLICE | 1 |
| B SPLICE | |
| D SPLICE | |
| CABINET | |

| No. | Revision/Issue | Date |
|-----|----------------|------|
| | | |



Project Name and Address

#####

| | | | |
|---------|------------|-------|-----|
| Project | #### | Sheet | 116 |
| Date | 12/30/2022 | | |
| Scale | 1:100 | | |

**T92N
R13W
SEC22**

117

**T92N
R13W
SEC27**

**BFOI(48)
1-12
36XD**

— PLOW 1074 FT 1-1/4IN CONDUIT
PLACE CLOSE TO THE NORTH ROW

ROW 66 FT

**1N-1270
MEDIUM HH
150FT LOOP**

— PLOW 1182 FT 1-1/4IN CONDUIT
PLACE CLOSE TO THE NORTH ROW

200TH ST

200TH ST

General Notes

— PLOWED 1-1/4" HDPE CONDUIT

— BORED 1-1/4" HDPE CONDUIT

— PROPOSED DROP CONDUIT

BFOI(48) FIBER SIZE
325-348 FIBERS ROUTED IN SHEATH
24XD SPARE XTRA-DEAD IN SHEATH

HH PROPOSED HH

1000/1 CABLE ROUTE/HH NUMBER
HH SM/MED/LARGE HANDHOLE SIZE
B SPLICE FIBER SPLICE TYPE

▲ PROPOSED PED

ROW XX' RIGHT OF WAY
DISTANCE IN FEET

406-407 FIBERS TO DROPS IN HH/PED

(407) FIBER SPLICED TO RES/BUS SITE

MATERIAL LIST

| PAGE | 117 |
|-------------------------|------|
| DESCRIPTION | QTY |
| PLOW 1-1/4IN CONDUIT | 2256 |
| BORE 1-1/4IN CONDUIT | |
| TRACER WIRE | 2256 |
| 3/4IN ORANGE CONDUIT | |
| SIGN FOR HANDHOLE | |
| MEDIUM HANDHOLE | 1 |
| LARGE HANDHOLE | |
| CABINET HH FOR D SPLICE | |
| A SPLICE | |
| B SPLICE | |
| D SPLICE | |
| CABINET | |

| No. | Revision/Issue | Date |
|-----|----------------|------|
| | | |



Project Name and Address

#####

| | | | |
|---------|------------|-------|-----|
| Project | ##### | Sheet | 117 |
| Date | 12/30/2022 | | |
| Scale | 1:100 | | |

1:100

T92N
R13W
SEC23

118

T92N
R13W
SEC26

BFOI(48)
1-12
36XD

3
1N-1280
MEDIUM HH
A SPLICE

— PLOW 681 FT 1-1/4IN CONDUIT
PLACE CLOSE TO THE NORTH ROW

ROW 66 FT

200TH ST

200TH ST

1:100

General Notes

— PLOWED 1-1/4" HDPE CONDUIT

— BORED 1-1/4" HDPE CONDUIT

— PROPOSED DROP CONDUIT

BFOI(48) FIBER SIZE
325-348 FIBERS ROUTED IN SHEATH
24XD SPARE XTRA-DEAD IN SHEATH

HH PROPOSED HH

1000/1 CABLE ROUTE/HH NUMBER
HH SM/MED/LARGE HANDHOLE SIZE
B SPLICE FIBER SPLICE TYPE

▲ PROPOSED PED

ROW XX' RIGHT OF WAY
DISTANCE IN FEET


406-407 FIBERS TO DROPS IN HH/PED

(407) FIBER SPLICED TO RES/BUS SITE

MATERIAL LIST

| | |
|-------------------------|-----|
| PAGE | 118 |
| DESCRIPTION | QTY |
| PLOW 1-1/4IN CONDUIT | 681 |
| BORE 1-1/4IN CONDUIT | |
| TRACER WIRE | 681 |
| 3/4IN ORANGE CONDUIT | |
| SIGN FOR HANDHOLE | |
| MEDIUM HANDHOLE | 1 |
| LARGE HANDHOLE | |
| CABINET HH FOR D SPLICE | |
| A SPLICE | 1 |
| B SPLICE | |
| D SPLICE | |
| CABINET | |

| No. | Revision/Issue | Date |
|-----|----------------|------|
| | | |



Project Name and Address
#####

| | | | |
|---------|------------|-------|-----|
| Project | ##### | Sheet | 118 |
| Date | 12/30/2022 | | |
| Scale | 1:100 | | |

**T92N
R13W
SEC23**

119

**T92N
R13W
SEC26**

**BFOI(48)
1-12
36XD**

BORE 492 FT 1-1/4IN CONDUIT
PLACE CLOSE TO THE NORTH ROW

ROW 66 FT

PLOW 794 FT 1-1/4IN CONDUIT
PLACE CLOSE TO THE NORTH ROW

BORE 101 FT 1-1/4IN CONDUIT
PLACE CLOSE TO THE NORTH ROW


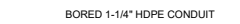

200TH ST

200TH ST

11
1N-1290
MEDIUM HH
A SPLICE


1:100

General Notes

-  PLOWED 1-1/4" HDPE CONDUIT
-  BORED 1-1/4" HDPE CONDUIT
-  PROPOSED DROP CONDUIT

BFOI(48) FIBER SIZE
325-348 FIBERS ROUTED IN SHEATH
24XD SPARE XTRA-DEAD IN SHEATH

HH PROPOSED HH
1000/1 CABLE ROUTE/HH NUMBER
HH SM/MED/LARGE HANDHOLE SIZE
B SPLICE FIBER SPLICE TYPE

 PROPOSED PED
ROW XX' RIGHT OF WAY
DISTANCE IN FEET

406-407 FIBERS TO DROPS IN HH/PED
(407) FIBER SPLICED TO RES/BUS SITE

MATERIAL LIST

| PAGE | 119 |
|-------------------------|------|
| DESCRIPTION | QTY |
| PLOW 1-1/4IN CONDUIT | 794 |
| BORE 1-1/4IN CONDUIT | 593 |
| TRACER WIRE | 1387 |
| 3/4IN ORANGE CONDUIT | |
| SIGN FOR HANDHOLE | |
| MEDIUM HANDHOLE | 1 |
| LARGE HANDHOLE | |
| CABINET HH FOR D SPLICE | |
| A SPLICE | 1 |
| B SPLICE | |
| D SPLICE | |
| CABINET | |

| No. | Revision/Issue | Date |
|-----|----------------|------|
| | | |



Project Name and Address

#####

| | | | |
|---------|------------|-------|-----|
| Project | #### | Sheet | 119 |
| Date | 12/30/2022 | | |
| Scale | 1:100 | | |

T92N
R13W
SEC23

120

T92N
R13W
SEC26

BFOI(48)
1-12
36XD

ROW 66 FT

PLOW 1164 FT 1-1/4IN CONDUIT
PLACE CLOSE TO THE NORTH ROW

2
1N-1300
MEDIUM HH
A SPLICE

200TH ST

200TH ST

General Notes

--- PLOWED 1-1/4" HDPE CONDUIT

--- BORED 1-1/4" HDPE CONDUIT

--- PROPOSED DROP CONDUIT

BFOI(48) FIBER SIZE
325-348 FIBERS ROUTED IN SHEATH
24XD SPARE XTRA-DEAD IN SHEATH

HH PROPOSED HH

1000/1 CABLE ROUTE/HH NUMBER
HH SM/MED/LARGE HANDHOLE SIZE
B SPLICE FIBER SPLICE TYPE

▲ PROPOSED PED

ROW XX' RIGHT OF WAY
DISTANCE IN FEET


406-407 FIBERS TO DROPS IN HHPED

(407) FIBER SPLICED TO RES/BUS SITE

MATERIAL LIST

| | |
|-------------------------|------|
| PAGE | 120 |
| DESCRIPTION | QTY |
| PLOW 1-1/4IN CONDUIT | 1164 |
| BORE 1-1/4IN CONDUIT | |
| TRACER WIRE | 1164 |
| 3/4IN ORANGE CONDUIT | |
| SIGN FOR HANDHOLE | |
| MEDIUM HANDHOLE | 1 |
| LARGE HANDHOLE | |
| CABINET HH FOR D SPLICE | |
| A SPLICE | 1 |
| B SPLICE | |
| D SPLICE | |
| CABINET | |

| No. | Revision/Issue | Date |
|-----|----------------|------|
| | | |



Project Name and Address

#####

| | | | |
|---------|------------|-------|-----|
| Project | #### | Sheet | 120 |
| Date | 12/30/2022 | | |
| Scale | 1:100 | | |

1:100

**T92N
R13W
SEC23**

**BFOI(48)
1-12
36XD**

PLOW 1045 FT 1-1/4IN CONDUIT
PLACE CLOSE TO THE NORTH ROW

ROW 66 FT

1
**1N-1310
MEDIUM HH
A SPLICE**

**2095
(1)**

200TH ST




HWY 63

**T92N
R13W
SEC26**

121

1:100

General Notes

-  PLOWED 1-1/4" HDPE CONDUIT
-  BORED 1-1/4" HDPE CONDUIT
-  PROPOSED DROP CONDUIT

BFOI(48) FIBER SIZE
325-348 FIBERS ROUTED IN SHEATH
24XD SPARE XTRA-DEAD IN SHEATH

HH PROPOSED HH

1000/1 CABLE ROUTE/HH NUMBER
HH SM/MED/LARGE HANDHOLE SIZE
B SPLICE FIBER SPLICE TYPE

 PROPOSED PED

ROW XX' RIGHT OF WAY
DISTANCE IN FEET

406-407 FIBERS TO DROPS IN HH/PED

(407) FIBER SPLICED TO RES/BUS SITE

MATERIAL LIST

| PAGE | QTY |
|-------------------------|------|
| DESCRIPTION | |
| PLOW 1-1/4IN CONDUIT | 1045 |
| BORE 1-1/4IN CONDUIT | |
| TRACER WIRE | 1045 |
| 3/4IN ORANGE CONDUIT | |
| SIGN FOR HANDHOLE | |
| MEDIUM HANDHOLE | 1 |
| LARGE HANDHOLE | |
| CABINET HH FOR D SPLICE | |
| A SPLICE | 1 |
| B SPLICE | |
| D SPLICE | |
| CABINET | |

| No. | Revision/Issue | Date |
|-----|----------------|------|
| | | |



Project Name and Address

#####

| | |
|--------------------|--------------|
| Project ##### | Sheet 121 |
| Date 12/30/2022 | |
| Scale 1:100 | |

**T92N
R13W
SEC7**

BORE 536 FT 1-1/4IN CONDUIT
PLACE CLOSE TO THE SOUTH ROW

ROW 66 FT

180TH ST

180TH ST

**1N-1320
MEDIUM HH
150FT LOOP**

**BFOI(48)
97-132
19XD**

**BFOI(48)
97-132
19XD**

122

**T92N
R13W
SEC18**

1:100

General Notes

--- PLOWED 1-1/4" HDPE CONDUIT

--- BORED 1-1/4" HDPE CONDUIT

--- PROPOSED DROP CONDUIT

BFOI(48) FIBER SIZE
325-348 FIBERS ROUTED IN SHEATH
24XD SPARE XTRA-DEAD IN SHEATH

HH PROPOSED HH

1000/1 CABLE ROUTE/HH NUMBER
HH SM/MED/LARGE HANDHOLE SIZE
B SPLICE FIBER SPLICE TYPE

▲ PROPOSED PED

ROW XX' RIGHT OF WAY
DISTANCE IN FEET

406-407 FIBERS TO DROPS IN HH/PED

(407) FIBER SPLICED TO RES/BUS SITE

MATERIAL LIST

| PAGE | 122 |
|-------------------------|-----|
| DESCRIPTION | QTY |
| PLOW 1-1/4IN CONDUIT | 536 |
| BORE 1-1/4IN CONDUIT | |
| TRACER WIRE | 536 |
| 3/4IN ORANGE CONDUIT | |
| SIGN FOR HANDHOLE | |
| MEDIUM HANDHOLE | 1 |
| LARGE HANDHOLE | |
| CABINET HH FOR D SPLICE | |
| A SPLICE | |
| B SPLICE | |
| D SPLICE | |
| CABINET | |

| No. | Revision/Issue | Date |
|-----|----------------|------|
| | | |



Project Name and Address
#####

| | | | |
|---------|------------|-------|-----|
| Project | #### | Sheet | 122 |
| Date | 12/30/2022 | | |
| Scale | 1:100 | | |

**T92N
R13W
SEC7**

PLOW 1098 FT 1-1/4IN CONDUIT
PLACE CLOSE TO THE SOUTH ROW

ROW 66 FT

BORE 451 FT 1-1/4IN CONDUIT
PLACE CLOSE TO THE SOUTH ROW

128
1N-1330
MEDIUM HH
A SPLICE

1671
(125)

1655
(126)

180TH ST

180TH ST

BFOI(48)
97-132
19XD

1676
(128)

BFOI(48)
97-132
19XD

1646
(127)

125-127
1N-1340
MEDIUM HH
A SPLICE

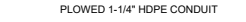
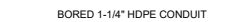
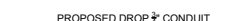
BFOI(48)
97-132
19XD

123

**T92N
R13W
SEC18**

1:100

General Notes

-  PLOWED 1-1/4" HDPE CONDUIT
-  BORED 1-1/4" HDPE CONDUIT
-  PROPOSED DROP CONDUIT

BFOI(48) FIBER SIZE
325-348 FIBERS ROUTED IN SHEATH
24XD SPARE XTRA-DEAD IN SHEATH

HH PROPOSED HH
1000/1 CABLE ROUTE/HH NUMBER
HH SM/MED/LARGE HANDHOLE SIZE
B SPLICE FIBER SPLICE TYPE

 PROPOSED PED

ROW XX' RIGHT OF WAY
DISTANCE IN FEET

406-407 FIBERS TO DROPS IN HH/PED

(407) FIBER SPLICED TO RES/BUS SITE

MATERIAL LIST

| PAGE | QTY |
|-------------------------|------|
| DESCRIPTION | |
| PLOW 1-1/4IN CONDUIT | 1098 |
| BORE 1-1/4IN CONDUIT | 451 |
| TRACER WIRE | 1549 |
| 3/4IN ORANGE CONDUIT | |
| SIGN FOR HANDHOLE | |
| MEDIUM HANDHOLE | 2 |
| LARGE HANDHOLE | |
| CABINET HH FOR D SPLICE | |
| A SPLICE | 2 |
| B SPLICE | |
| D SPLICE | |
| CABINET | |

| No. | Revision/Issue | Date |
|-----|----------------|------|
| | | |



Project Name and Address

#####

| | | | |
|---------|------------|-------|-----|
| Project | #### | Sheet | 123 |
| Date | 12/30/2022 | | |
| Scale | 1:100 | | |

T92N
R13W
SEC7

T92N
R13W
SEC18

124

PLOW 1240 FT 1-1/4IN CONDUIT
PLACE CLOSE TO THE SOUTH ROW

PLOW 1354 FT 1-1/4IN CONDUIT
PLACE CLOSE TO THE SOUTH ROW

ROW 66 FT

180TH ST

180TH ST

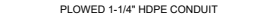
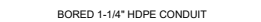

BFOI(48)
97-132
19XD

1N-1350
MEDIUM HH
150FT LOOP

BFOI(48)
97-132
19XD

1:100


General Notes

-  PLOWED 1-1/4" HDPE CONDUIT
-  BORED 1-1/4" HDPE CONDUIT
-  PROPOSED DROP CONDUIT

BFOI(48) FIBER SIZE
325-348 FIBERS ROUTED IN SHEATH
24XD SPARE XTRA-DEAD IN SHEATH

HH PROPOSED HH

1000/1 CABLE ROUTE/HH NUMBER
HH SM/MED/LARGE HANDHOLE SIZE
B SPLICE FIBER SPLICE TYPE

 PROPOSED PED

ROW XX' RIGHT OF WAY
DISTANCE IN FEET

406-407 FIBERS TO DROPS IN HH/PED

(407) FIBER SPLICED TO RES/BUS SITE

MATERIAL LIST

| | |
|-------------------------|------|
| PAGE | 124 |
| DESCRIPTION | QTY |
| PLOW 1-1/4IN CONDUIT | 2594 |
| BORE 1-1/4IN CONDUIT | |
| TRACER WIRE | 2594 |
| 3/4IN ORANGE CONDUIT | |
| SIGN FOR HANDHOLE | |
| MEDIUM HANDHOLE | 1 |
| LARGE HANDHOLE | |
| CABINET HH FOR D SPLICE | |
| A SPLICE | |
| B SPLICE | |
| D SPLICE | |
| CABINET | |

| No. | Revision/Issue | Date |
|-----|----------------|------|
| | | |



Project Name and Address
124

#####

| | | | |
|---------|------------|-------|-----|
| Project | #### | Sheet | 124 |
| Date | 12/30/2022 | | |
| Scale | 1:100 | | |

T92N
R13W
SEC7

T92N
R13W
SEC8

HAWTHORNE AVE

HAWTHORNE AVE

125

T92N
R13W
SEC18

T92N
R13W
SEC17

General Notes

- PLOWED 1-1/4" HDPE CONDUIT
- BORED 1-1/4" HDPE CONDUIT
- PROPOSED DROP CONDUIT

BFOI(48)
325-348
24XD

FIBER SIZE
FIBERS ROUTED IN SHEATH
SPARE XTRA-DEAD IN SHEATH

HH

PROPOSED HH

1000/1
HH SM/MED/LARGE
B SPLICE

CABLE ROUTE/HH NUMBER
HANDHOLE SIZE
FIBER SPLICE TYPE

▲

PROPOSED PED

ROW XX'

RIGHT OF WAY
DISTANCE IN FEET

406-407

FIBERS TO DROPS IN HH/PED

(407)

FIBER SPLICED TO RES/BUS SITE

MATERIAL LIST

| PAGE | QTY |
|-------------------------|-----|
| DESCRIPTION | |
| PLOW 1-1/4IN CONDUIT | 95 |
| BORE 1-1/4IN CONDUIT | |
| TRACER WIRE | 95 |
| 3/4IN ORANGE CONDUIT | |
| SIGN FOR HANDHOLE | |
| MEDIUM HANDHOLE | 1 |
| LARGE HANDHOLE | |
| CABINET HH FOR D SPLICE | |
| A SPLICE | |
| B SPLICE | |
| D SPLICE | |
| CABINET | |

| No. | Revision/Issue | Date |
|-----|----------------|------|
| | | |



Project Name and Address

#####

| | | | |
|---------|------------|-------|-----|
| Project | #### | Sheet | 125 |
| Date | 12/30/2022 | | |
| Scale | 1:100 | | |

BORE 95 FT 1-1/4IN CONDUIT
PLACE CLOSE TO THE SOUTH ROW

ROW 66 FT

ROW 66 FT

180TH ST

180TH ST

BFOI(48)
97-132
19XD

1N-1360
MEDIUM HH
150FT LOOP

BFOI(48)
97-132
19XD

1:100

**T92N
R13W
SEC8**

126

**T92N
R13W
SEC17**

PLOW 1253 FT 1-1/4IN CONDUIT
PLACE CLOSE TO THE SOUTH ROW

BORE 251 FT 1-1/4IN CONDUIT
PLACE CLOSE TO THE SOUTH ROW

PLOW 294 FT 1-1/4IN CONDUIT
PLACE CLOSE TO THE SOUTH ROW

ROW 66 FT

180TH ST

180TH ST

**BFOI(48)
97-132
19XD**

**124
1N-1370
MEDIUM HH
A SPLICE**

**1728
(124)**

**BFOI(48)
97-132
19XD**

General Notes

— PLOWED 1-1/4" HDPE CONDUIT

— BORED 1-1/4" HDPE CONDUIT

— PROPOSED DROP CONDUIT

BFOI(48) FIBER SIZE
325-348 FIBERS ROUTED IN SHEATH
24XD SPARE XTRA-DEAD IN SHEATH

HH PROPOSED HH

1000/1 CABLE ROUTE/HH NUMBER
HH SM/MED/LARGE HANDHOLE SIZE
B SPLICE FIBER SPLICE TYPE

▲ PROPOSED PED

ROW XX' RIGHT OF WAY
DISTANCE IN FEET

406-407 FIBERS TO DROPS IN HH/PED

(407) FIBER SPLICED TO RES/BUS SITE

MATERIAL LIST

| PAGE | QTY |
|-------------------------|------|
| DESCRIPTION | |
| PLOW 1-1/4IN CONDUIT | 1547 |
| BORE 1-1/4IN CONDUIT | 251 |
| TRACER WIRE | 1798 |
| 3/4IN ORANGE CONDUIT | |
| SIGN FOR HANDHOLE | |
| MEDIUM HANDHOLE | 1 |
| LARGE HANDHOLE | |
| CABINET HH FOR D SPLICE | |
| A SPLICE | 1 |
| B SPLICE | |
| D SPLICE | |
| CABINET | |

| No. | Revision/Issue | Date |
|-----|----------------|------|
| | | |



Project Name and Address
#####

| | |
|--------------------|--------------|
| Project ##### | Sheet 126 |
| Date 12/30/2022 | |
| Scale 1:100 | |

1:100

**T92N
R13W
SEC8**

PLOW 1346 FT 1-1/4IN CONDUIT
PLACE CLOSE TO THE SOUTH ROW

BORE 230 FT 1-1/4IN CONDUIT
PLACE CLOSE TO THE SOUTH ROW

ROW 66 FT

180TH ST

180TH ST

**BFOI(48)
97-132
19XD**

**T92N
R13W
SEC17**

127

1:100

General Notes

— PLOWED 1-1/4" HDPE CONDUIT

— BORED 1-1/4" HDPE CONDUIT

— PROPOSED DROP CONDUIT

BFOI(48) FIBER SIZE
325-348 FIBERS ROUTED IN SHEATH
24XD SPARE XTRA-DEAD IN SHEATH

HH PROPOSED HH

1000/1 CABLE ROUTE/HH NUMBER
HH SM/MED/LARGE HANDHOLE SIZE
B SPLICE FIBER SPLICE TYPE

▲ PROPOSED PED

ROW XX' RIGHT OF WAY
DISTANCE IN FEET

406-407 FIBERS TO DROPS IN HH/PED

(407) FIBER SPLICED TO RES/BUS SITE

MATERIAL LIST

| | |
|-------------------------|------|
| PAGE | 127 |
| DESCRIPTION | QTY |
| PLOW 1-1/4IN CONDUIT | 1346 |
| BORE 1-1/4IN CONDUIT | 230 |
| TRACER WIRE | 1576 |
| 3/4IN ORANGE CONDUIT | |
| SIGN FOR HANDHOLE | |
| MEDIUM HANDHOLE | |
| LARGE HANDHOLE | |
| CABINET HH FOR D SPLICE | |
| A SPLICE | |
| B SPLICE | |
| D SPLICE | |
| CABINET | |

| No. | Revision/Issue | Date |
|-----|----------------|------|
| | | |



Project Name and Address
#####

| | | | |
|---------|------------|-------|-----|
| Project | #### | Sheet | 127 |
| Date | 12/30/2022 | | |
| Scale | 1:100 | | |

**T92N
R13W
SEC8**

**T92N
R13W
SEC17**

128

BORE 661 FT 1-1/4IN CONDUIT
PLACE CLOSE TO THE SOUTH ROW

PLOW 635 FT 1-1/4IN CONDUIT
PLACE CLOSE TO THE SOUTH ROW

ROW 66 FT

180TH ST

180TH ST

123

**1N-1380
MEDIUM HH
A SPLICE**

**BFOI(48)
97-132
19XD**

122

**1N-1390
MEDIUM HH
A SPLICE**

**BFOI(48)
97-132
19XD**

121


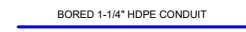

**1N-1400
MEDIUM HH
A SPLICE**

1766
(122)



1785
(121)

1:100


General Notes

-  PLOWED 1-1/4" HDPE CONDUIT
-  BORED 1-1/4" HDPE CONDUIT
-  PROPOSED DROP CONDUIT

BFOI(48) FIBER SIZE
325-348 FIBERS ROUTED IN SHEATH
24XD SPARE XTRA-DEAD IN SHEATH

-  **HH** PROPOSED HH
- 1000/1** CABLE ROUTE/HH NUMBER
- HH SM/MED/LARGE** HANDHOLE SIZE
- B SPLICE** FIBER SPLICE TYPE
-  PROPOSED PED

ROW XX' RIGHT OF WAY
DISTANCE IN FEET

-  **406-407** FIBERS TO DROPS IN HH/PED
- (407)** FIBER SPLICED TO RES/BUS SITE

MATERIAL LIST

| PAGE | QTY |
|-------------------------|------|
| DESCRIPTION | |
| PLOW 1-1/4IN CONDUIT | 635 |
| BORE 1-1/4IN CONDUIT | 661 |
| TRACER WIRE | 1296 |
| 3/4IN ORANGE CONDUIT | |
| SIGN FOR HANDHOLE | |
| MEDIUM HANDHOLE | 3 |
| LARGE HANDHOLE | |
| CABINET HH FOR D SPLICE | |
| A SPLICE | 3 |
| B SPLICE | |
| D SPLICE | |
| CABINET | |

| No. | Revision/Issue | Date |
|-----|----------------|------|
| | | |



Project Name and Address
#####

| | | | |
|---------|------------|-------|-----|
| Project | #### | Sheet | 128 |
| Date | 12/30/2022 | | |
| Scale | 1:100 | | |

T92N
R13W
SEC8

T92N
R13W
SEC9

IVORY AVE V21

IVORY AVE V21

ROW 100 FT

ROW 66 FT

BORE 101 FT 1-1/4IN CONDUIT
PLACE CLOSE TO THE EAST ROW

ROW 66 FT

PLOW 632 FT 1-1/4IN CONDUIT
PLACE CLOSE TO THE SOUTH ROW

BFOI(48)
112-120
39XD

180TH ST

180TH ST

1N-1410
MEDIUM HH
A SPLICE

BFOI(48)
97-132
19XD

BORE 123 FT 1-1/4IN CONDUIT
PLACE CLOSE TO THE SOUTH ROW

BFOI(48)
97-111
33XD

ROW 100 FT

129

T92N
R13W
SEC17

T92N
R13W
SEC16

General Notes

PLOWED 1-1/4" HDPE CONDUIT

BORED 1-1/4" HDPE CONDUIT

PROPOSED DROP CONDUIT

BFOI(48) FIBER SIZE
325-348 FIBERS ROUTED IN SHEATH
24XD SPARE XTRA-DEAD IN SHEATH

HH PROPOSED HH

1000/1 CABLE ROUTE/HH NUMBER
HH SM/MED/LARGE HANDHOLE SIZE
B SPLICE FIBER SPLICE TYPE

▲ PROPOSED PED

ROW XX' RIGHT OF WAY
DISTANCE IN FEET

406-407 FIBERS TO DROPS IN HH/PED

(407) FIBER SPLICED TO RES/BUS SITE

MATERIAL LIST

| | |
|-------------------------|-----|
| PAGE | 129 |
| DESCRIPTION | QTY |
| PLOW 1-1/4IN CONDUIT | 632 |
| BORE 1-1/4IN CONDUIT | 224 |
| TRACER WIRE | 856 |
| 3/4IN ORANGE CONDUIT | |
| SIGN FOR HANDHOLE | |
| MEDIUM HANDHOLE | 1 |
| LARGE HANDHOLE | |
| CABINET HH FOR D SPLICE | |
| A SPLICE | 1 |
| B SPLICE | |
| D SPLICE | |
| CABINET | |

| No. | Revision/Issue | Date |
|-----|----------------|------|
| | | |



Project Name and Address

#####

| | | | | |
|---------|------------|-------|-----|-------|
| Project | #### | Sheet | 129 | |
| Date | 12/30/2022 | Scale | | 1:100 |
| Scale | 1:100 | | | |

1:100

**T92N
R13W
SEC9**

**T92N
R13W
SEC16**

130

PLOW 1361 FT 1-1/4IN CONDUIT
PLACE CLOSE TO THE SOUTH ROW

PLOW 1297 FT 1-1/4IN CONDUIT
PLACE CLOSE TO THE SOUTH ROW

ROW 66 FT

180TH ST

180TH ST

BFOI(48)
97-111
33XD

BFOI(48)
97-111
33XD

**1N-1420
MEDIUM HH
150FT LOOP**

1:100

General Notes

— PLOWED 1-1/4" HDPE CONDUIT

— BORED 1-1/4" HDPE CONDUIT

— PROPOSED DROP CONDUIT

BFOI(48) FIBER SIZE
325-348 FIBERS ROUTED IN SHEATH
24XD SPARE XTRA-DEAD IN SHEATH

HH PROPOSED HH

1000/1 CABLE ROUTE/HH NUMBER
HH SM/MED/LARGE HANDHOLE SIZE
B SPLICE FIBER SPLICE TYPE

▲ PROPOSED PED

ROW XX' RIGHT OF WAY
DISTANCE IN FEET

406-407 FIBERS TO DROPS IN HH/PED

(407) FIBER SPLICED TO RES/BUS SITE

MATERIAL LIST

| | |
|-------------------------|------|
| PAGE | 130 |
| DESCRIPTION | QTY |
| PLOW 1-1/4IN CONDUIT | 2658 |
| BORE 1-1/4IN CONDUIT | |
| TRACER WIRE | 2658 |
| 3/4IN ORANGE CONDUIT | |
| SIGN FOR HANDHOLE | |
| MEDIUM HANDHOLE | 1 |
| LARGE HANDHOLE | |
| CABINET HH FOR D SPLICE | |
| A SPLICE | |
| B SPLICE | |
| D SPLICE | |
| CABINET | |

| No. | Revision/Issue | Date |
|-----|----------------|------|
| | | |



Project Name and Address
124

#####

| | | | |
|---------|------------|-------|-----|
| Project | #### | Sheet | 130 |
| Date | 12/30/2022 | | |
| Scale | 1:100 | | |

**T92N
R13W
SEC9**

**T92N
R13W
SEC16**

131

ROW 66 FT

180TH ST

180TH ST

**BFOI(48)
97-111
33XD**

1848
(111)

**110-110
1N-1430
MEDIUM HH
A SPLICE**

**BFOI(48)
97-111
33XD**

**109
1N-1440
MEDIUM HH
A SPLICE**

1870
(109)

BORE 210 FT 1-1/4IN CONDUIT
PLACE CLOSE TO THE SOUTH ROW

FLOW 290 FT 1-1/4IN CONDUIT
PLACE CLOSE TO THE SOUTH ROW

BORE 243 FT 1-1/4IN CONDUIT
PLACE CLOSE TO THE SOUTH ROW

General Notes

--- PLOWED 1-1/4" HDPE CONDUIT

--- BORED 1-1/4" HDPE CONDUIT

--- PROPOSED DROP CONDUIT

BFOI(48) FIBER SIZE
325-348 FIBERS ROUTED IN SHEATH
24XD SPARE XTRA-DEAD IN SHEATH

HH PROPOSED HH

1000/1 CABLE ROUTE/HH NUMBER
HH SM/MED/LARGE HANDHOLE SIZE
B SPLICE FIBER SPLICE TYPE

▲ PROPOSED PED

ROW XX' RIGHT OF WAY
DISTANCE IN FEET

406-407 FIBERS TO DROPS IN HH/PED

(407) FIBER SPLICED TO RES/BUS SITE

MATERIAL LIST

| PAGE | 131 |
|-------------------------|-----|
| DESCRIPTION | QTY |
| PLOW 1-1/4IN CONDUIT | 290 |
| BORE 1-1/4IN CONDUIT | 453 |
| TRACER WIRE | 743 |
| 3/4IN ORANGE CONDUIT | |
| SIGN FOR HANDHOLE | |
| MEDIUM HANDHOLE | 2 |
| LARGE HANDHOLE | |
| CABINET HH FOR D SPLICE | |
| A SPLICE | 2 |
| B SPLICE | |
| D SPLICE | |
| CABINET | |

| No. | Revision/Issue | Date |
|-----|----------------|------|
| | | |



Project Name and Address

#####

Project

####

Date

12/30/2022

Scale

1:100

Sheet

131

1:100

**T92N
R13W
SEC9**

**T92N
R13W
SEC16**

132

PLOW 750 FT 1-1/4IN CONDUIT
PLACE CLOSE TO THE SOUTH ROW

BORE 365 FT 1-1/4IN CONDUIT
PLACE CLOSE TO THE SOUTH ROW

PLOW 535 FT 1-1/4IN CONDUIT
PLACE CLOSE TO THE SOUTH ROW

ROW 66 FT

180TH ST

180TH ST

BFOI(48)
97-111
33XD

**1N-1450
MEDIUM HH
150FT LOOP**

BFOI(48)
97-111
33XD

1:100

General Notes

— PLOWED 1-1/4" HDPE CONDUIT

— BORED 1-1/4" HDPE CONDUIT

— PROPOSED DROP CONDUIT

BFOI(48) FIBER SIZE
325-348 FIBERS ROUTED IN SHEATH
24XD SPARE XTRA-DEAD IN SHEATH

HH PROPOSED HH

1000/1 CABLE ROUTE/HH NUMBER
HH SM/MED/LARGE HANDHOLE SIZE
B SPLICE FIBER SPLICE TYPE

▲ PROPOSED PED

ROW XX' RIGHT OF WAY
DISTANCE IN FEET

406-407 FIBERS TO DROPS IN HH/PED

(407) FIBER SPLICED TO RES/BUS SITE

MATERIAL LIST

| | |
|-------------------------|------|
| PAGE | 132 |
| DESCRIPTION | QTY |
| PLOW 1-1/4IN CONDUIT | 1285 |
| BORE 1-1/4IN CONDUIT | 365 |
| TRACER WIRE | 1650 |
| 3/4IN ORANGE CONDUIT | |
| SIGN FOR HANDHOLE | |
| MEDIUM HANDHOLE | 1 |
| LARGE HANDHOLE | |
| CABINET HH FOR D SPLICE | |
| A SPLICE | |
| B SPLICE | |
| D SPLICE | |
| CABINET | |

| No. | Revision/Issue | Date |
|-----|----------------|------|
| | | |



Project Name and Address
124

#####

| | | | |
|---------|------------|-------|-----|
| Project | #### | Sheet | 132 |
| Date | 12/30/2022 | | |
| Scale | 1:100 | | |

**T92N
R13W
SEC9**

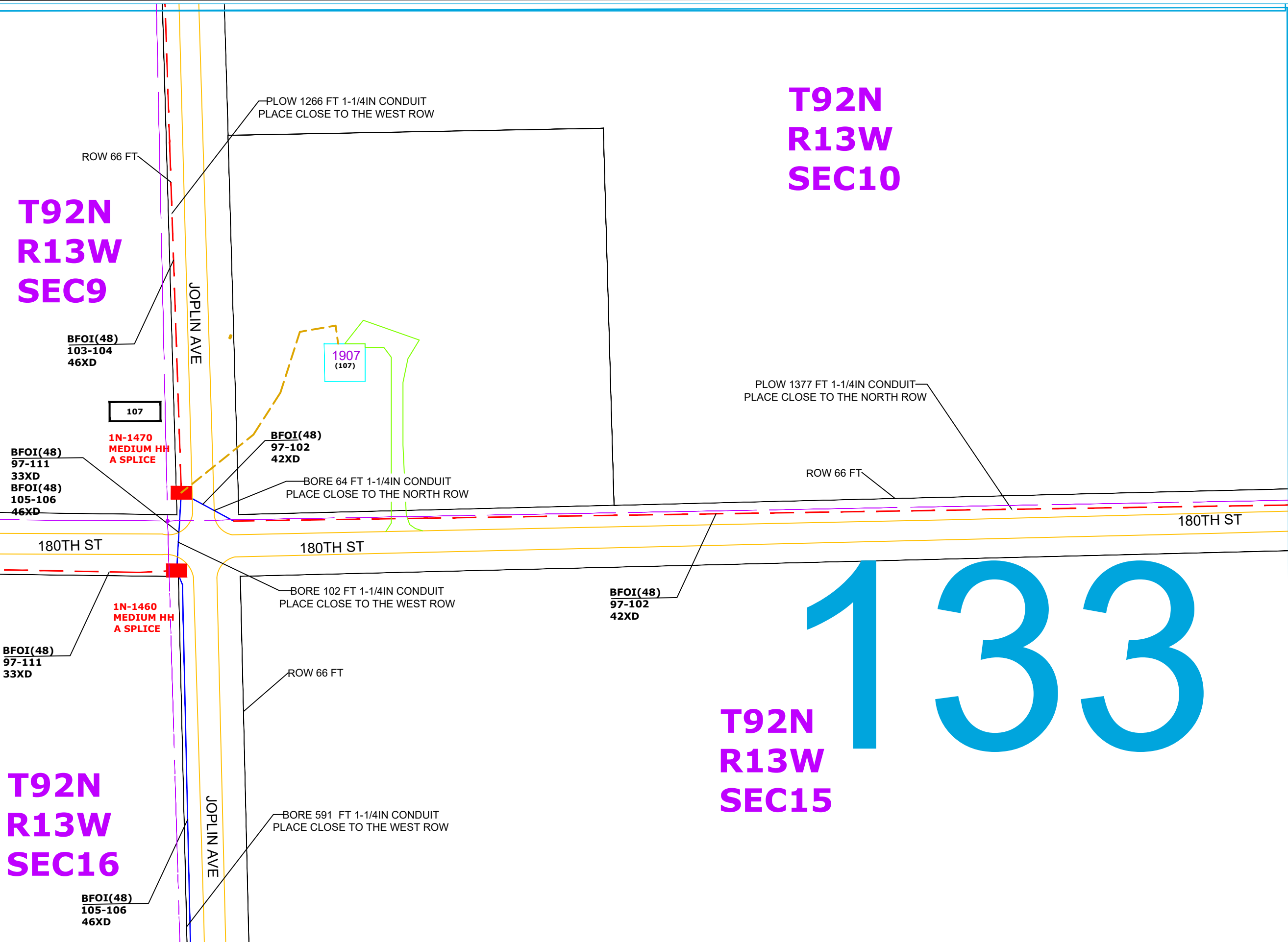
**T92N
R13W
SEC10**

**T92N
R13W
SEC15**

**T92N
R13W
SEC16**

133

1:100



General Notes

- PLOWED 1-1/4" HDPE CONDUIT
- BORED 1-1/4" HDPE CONDUIT
- PROPOSED DROP CONDUIT
- BFOI(48)** FIBER SIZE
325-348 FIBERS ROUTED IN SHEATH
24XD SPARE XTRA-DEAD IN SHEATH
- HH** PROPOSED HH
- 1000/1** CABLE ROUTE/HH NUMBER
HH SM/MED/LARGE HANDHOLE SIZE
B SPLICE FIBER SPLICE TYPE
- ▲** PROPOSED PED
- ROW XX'** RIGHT OF WAY DISTANCE IN FEET
- 406-407** FIBERS TO DROPS IN HH/PED
- (407)** FIBER SPLICED TO RES/BUS SITE

MATERIAL LIST

| PAGE | QTY |
|-------------------------|------|
| DESCRIPTION | |
| PLOW 1-1/4IN CONDUIT | 2643 |
| BORE 1-1/4IN CONDUIT | 757 |
| TRACER WIRE | 3400 |
| 3/4IN ORANGE CONDUIT | |
| SIGN FOR HANDHOLE | |
| MEDIUM HANDHOLE | 2 |
| LARGE HANDHOLE | |
| CABINET HH FOR D SPLICE | |
| A SPLICE | 2 |
| B SPLICE | |
| D SPLICE | |
| CABINET | |

| No. | Revision/Issue | Date |
|-----|----------------|------|
| | | |

Waverly Utilities

Project Name and Address
#####

| | | | |
|---------|------------|-------|-----|
| Project | #### | Sheet | 133 |
| Date | 12/30/2022 | | |
| Scale | 1:100 | | |

**T92N
R13W
SEC10**

PLow 1217 FT 1-1/4IN CONDUIT
PLACE CLOSE TO THE NORTH ROW

ROW 66 FT

180TH ST

180TH ST

**BFOI(48)
97-102
42XD**

**1N-1480
MEDIUM HH
150FT LOOP**

**BFOI(48)
97-102
42XD**

134

**T92N
R13W
SEC15**

1:100

General Notes

- PLOWED 1-1/4" HDPE CONDUIT
- BORED 1-1/4" HDPE CONDUIT
- PROPOSED DROP CONDUIT

BFOI(48) FIBER SIZE
325-348 FIBERS ROUTED IN SHEATH
24XD SPARE XTRA-DEAD IN SHEATH

HH PROPOSED HH
1000/1 CABLE ROUTE/HH NUMBER
HH SM/MED/LARGE HANDHOLE SIZE
B SPLICE FIBER SPLICE TYPE

▲ PROPOSED PED

ROW XX' RIGHT OF WAY
DISTANCE IN FEET

406-407 FIBERS TO DROPS IN HH/PED

(407) FIBER SPLICED TO RES/BUS SITE

MATERIAL LIST

| PAGE | 134 |
|-------------------------|------|
| DESCRIPTION | QTY |
| PLOW 1-1/4IN CONDUIT | 1217 |
| BORE 1-1/4IN CONDUIT | |
| TRACER WIRE | 1217 |
| 3/4IN ORANGE CONDUIT | |
| SIGN FOR HANDHOLE | |
| MEDIUM HANDHOLE | 1 |
| LARGE HANDHOLE | |
| CABINET HH FOR D SPLICE | |
| A SPLICE | |
| B SPLICE | |
| D SPLICE | |
| CABINET | |

| No. | Revision/Issue | Date |
|-----|----------------|------|
| | | |



Project Name and Address
124

#####

| | | | |
|---------|------------|-------|-----|
| Project | #### | Sheet | 134 |
| Date | 12/30/2022 | | |
| Scale | 1:100 | | |

T92N
R13W
SEC10

PLow 1489 FT 1-1/4IN CONDUIT
PLACE CLOSE TO THE NORTH ROW

ROW 66 FT

180TH ST

180TH ST

1N-1490
MEDIUM HH
150FT LOOP

BFOI(48)
97-102
42XD

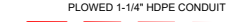
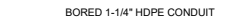

BFOI(48)
97-102
42XD

T92N
R13W
SEC15

135

1:100

General Notes

-  PLOWED 1-1/4" HDPE CONDUIT
-  BORED 1-1/4" HDPE CONDUIT
-  PROPOSED DROP CONDUIT

BFOI(48)
325-348
24XD FIBER SIZE
FIBERS ROUTED IN SHEATH
SPARE XTRA-DEAD IN SHEATH

HH PROPOSED HH

1000/1 CABLE ROUTE/HH NUMBER
HH SM/MED/LARGE HANDHOLE SIZE
B SPLICE FIBER SPLICE TYPE

 PROPOSED PED

ROW XX' RIGHT OF WAY
DISTANCE IN FEET

406-407 FIBERS TO DROPS IN HH/PED

(407) FIBER SPLICED TO RES/BUS SITE

MATERIAL LIST

| PAGE | 135 |
|-------------------------|------|
| DESCRIPTION | QTY |
| PLOW 1-1/4IN CONDUIT | 1489 |
| BORE 1-1/4IN CONDUIT | |
| TRACER WIRE | 1489 |
| 3/4IN ORANGE CONDUIT | |
| SIGN FOR HANDHOLE | |
| MEDIUM HANDHOLE | 1 |
| LARGE HANDHOLE | |
| CABINET HH FOR D SPLICE | |
| A SPLICE | |
| B SPLICE | |
| D SPLICE | |
| CABINET | |

| No. | Revision/Issue | Date |
|-----|----------------|------|
| | | |



Project Name and Address

#####

Project

#####

Date

12/30/2022

Scale

1:100

Sheet

135

**T92N
R13W
SEC10**

**T92N
R13W
SEC11**

**T92N
R13W
SEC15**

**T92N
R13W
SEC14**

136

BORE 353 FT 1-1/4IN CONDUIT
PLACE CLOSE TO THE WEST ROW

FLOW 265 FT 1-1/4IN CONDUIT
PLACE CLOSE TO THE NORTH ROW

BORE 181 FT 1-1/4IN CONDUIT
PLACE CLOSE TO THE NORTH ROW

FLOW 407 FT 1-1/4IN CONDUIT
PLACE CLOSE TO THE NORTH ROW

BORE 122 FT 1-1/4IN CONDUIT
PLACE CLOSE TO THE NORTH ROW

ROW 66 FT

ROW 66 FT

180TH ST

180TH ST

KILLDEER AVE

**BFOI(48)
97-102
42XD**

100-101

**1N-1510
MEDIUM HH
A SPLICE**

**BFOI(48)
97-102
42XD**

**BFOI(48)
97-102
42XD**

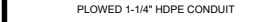
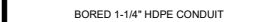



**BFOI(48)
97-102
42XD**

102

**1N-1500
MEDIUM HH
A SPLICE**

1975
(102)


General Notes

-  PLOWED 1-1/4" HDPE CONDUIT
-  BORED 1-1/4" HDPE CONDUIT
-  PROPOSED DROP CONDUIT
- BFOI(48)**
325-348
24XD FIBER SIZE
FIBERS ROUTED IN SHEATH
SPARE XTRA-DEAD IN SHEATH
-  **HH** PROPOSED HH
- 1000/1**
HH SM/MED/LARGE
B SPLICE CABLE ROUTE/HH NUMBER
HANDHOLE SIZE
FIBER SPLICE TYPE
-  PROPOSED PED
- ROW XX' RIGHT OF WAY
DISTANCE IN FEET
- 406-407** FIBERS TO DROPS IN HH/PED
- (407) FIBER SPLICED TO RES/BUS SITE

MATERIAL LIST

| PAGE | QTY |
|-------------------------|------|
| DESCRIPTION | |
| PLOW 1-1/4IN CONDUIT | 672 |
| BORE 1-1/4IN CONDUIT | 656 |
| TRACER WIRE | 1328 |
| 3/4IN ORANGE CONDUIT | |
| SIGN FOR HANDHOLE | |
| MEDIUM HANDHOLE | 2 |
| LARGE HANDHOLE | |
| CABINET HH FOR D SPLICE | |
| A SPLICE | 2 |
| B SPLICE | |
| D SPLICE | |
| CABINET | |

| No. | Revision/Issue | Date |
|-----|----------------|------|
| | | |



Project Name and Address
124

####

| | | | |
|---------|------------|-------|-----|
| Project | #### | Sheet | 136 |
| Date | 12/30/2022 | | |
| Scale | 1:100 | | |

1:100

**T92N
R13W
SEC10**

137

**T92N
R13W
SEC11**

**BFOI(48)
97-102
42XD**

ROW 66 FT

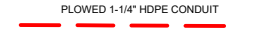
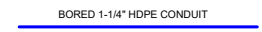
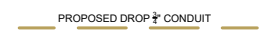
PLOW 1375 FT 1-1/4IN CONDUIT
PLACE CLOSE TO THE WEST ROW

**BFOI(48)
97-102
42XD**


KILLDEER AVE


KILLDEER AVE

General Notes

 PLOWED 1-1/4" HDPE CONDUIT
 BORED 1-1/4" HDPE CONDUIT
 PROPOSED DROP CONDUIT

BFOI(48) FIBER SIZE
325-348 FIBERS ROUTED IN SHEATH
24XD SPARE XTRA-DEAD IN SHEATH

 **HH** PROPOSED HH
1000/1 CABLE ROUTE/HH NUMBER
HH SM/MED/LARGE HANDHOLE SIZE
B SPLICE FIBER SPLICE TYPE

 PROPOSED PED


ROW XX' RIGHT OF WAY DISTANCE IN FEET

406-407 FIBERS TO DROPS IN HH/PED
(407) FIBER SPLICED TO RES/BUS SITE

MATERIAL LIST

| PAGE | 137 |
|-------------------------|------|
| DESCRIPTION | QTY |
| PLOW 1-1/4IN CONDUIT | 1375 |
| BORE 1-1/4IN CONDUIT | |
| TRACER WIRE | 1375 |
| 3/4IN ORANGE CONDUIT | |
| SIGN FOR HANDHOLE | |
| MEDIUM HANDHOLE | |
| LARGE HANDHOLE | |
| CABINET HH FOR D SPLICE | |
| A SPLICE | |
| B SPLICE | |
| D SPLICE | |
| CABINET | |

| No. | Revision/Issue | Date |
|-----|----------------|------|
| | | |



Project Name and Address

#####

| | | | |
|----------------|------------|--------------|-----|
| Project | ##### | Sheet | 137 |
| Date | 12/30/2022 | | |
| Scale | 1:100 | | |

T92N
R13W
SEC10

T92N
R13W
SEC11

138

KILLDEER AVE

KILLDEER AVE

BFOI(48)
97-102
42XD

BFOI(48)
97-102
42XD

ROW 66 FT

BORE 234 FT 1-1/4IN CONDUIT
PLACE CLOSE TO THE WEST ROW

1N-1520
MEDIUM HH
150FT LOOP

General Notes

- PLOWED 1-1/4" HDPE CONDUIT
- BORED 1-1/4" HDPE CONDUIT
- PROPOSED DROP CONDUIT

BFOI(48) FIBER SIZE
325-348 FIBERS ROUTED IN SHEATH
24XD SPARE XTRA-DEAD IN SHEATH

HH PROPOSED HH

1000/1 CABLE ROUTE/HH NUMBER
HH SM/MED/LARGE HANDHOLE SIZE
B SPLICE FIBER SPLICE TYPE

▲ PROPOSED PED

ROW XX' RIGHT OF WAY
DISTANCE IN FEET

406-407 FIBERS TO DROPS IN HH/PED

(407) FIBER SPLICED TO RES/BUS SITE

MATERIAL LIST

| PAGE | 138 |
|-------------------------|-----|
| DESCRIPTION | QTY |
| PLOW 1-1/4IN CONDUIT | 234 |
| BORE 1-1/4IN CONDUIT | 234 |
| TRACER WIRE | 234 |
| 3/4IN ORANGE CONDUIT | |
| SIGN FOR HANDHOLE | |
| MEDIUM HANDHOLE | 1 |
| LARGE HANDHOLE | |
| CABINET HH FOR D SPLICE | |
| A SPLICE | |
| B SPLICE | |
| D SPLICE | |
| CABINET | |

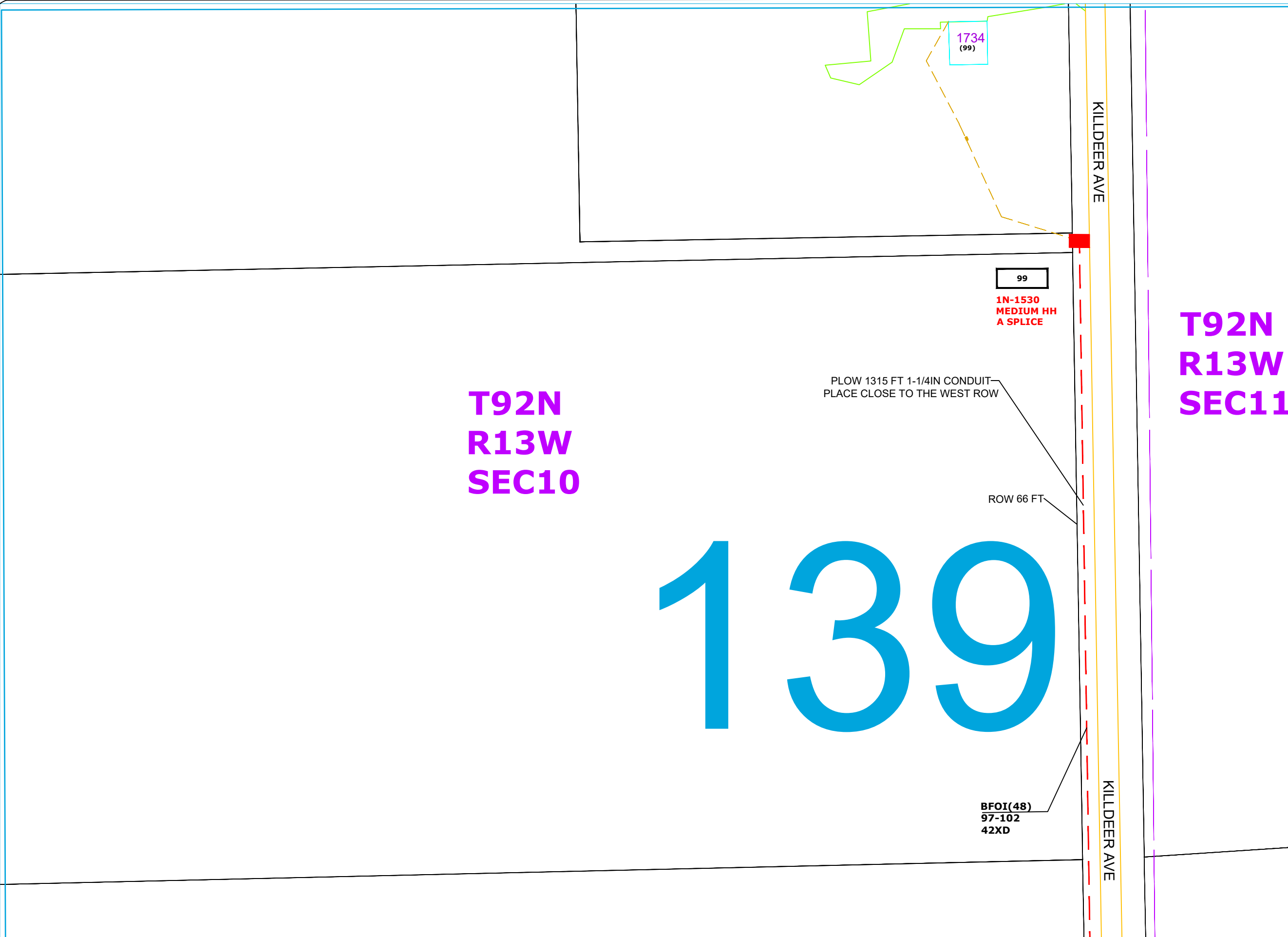
| No. | Revision/Issue | Date |
|-----|----------------|------|
| | | |
| | | |



Project Name and Address

#####

| | | | | |
|---------|------------|-------|-----|-------|
| Project | ##### | Sheet | 138 | |
| Date | 12/30/2022 | Scale | | 1:100 |
| Scale | 1:100 | | | |



1:100

General Notes

PLOWED 1-1/4" HDPE CONDUIT
 BORED 1-1/4" HDPE CONDUIT
 PROPOSED DROP CONDUIT

BFOI(48)
325-348
24XD

FIBER SIZE
 FIBERS ROUTED IN SHEATH
 SPARE XTRA-DEAD IN SHEATH

HH PROPOSED HH
1000/1 CABLE ROUTE/HH NUMBER
HH SM/MED/LARGE HANDHOLE SIZE
B SPLICE FIBER SPLICE TYPE

PROPOSED PED
 ROW XX' RIGHT OF WAY DISTANCE IN FEET

406-407 FIBERS TO DROPS IN HH/PED
 (407) FIBER SPLICED TO RES/BUS SITE

MATERIAL LIST

| PAGE | QTY |
|-------------------------|------|
| DESCRIPTION | |
| PLOW 1-1/4IN CONDUIT | 1315 |
| BORE 1-1/4IN CONDUIT | |
| TRACER WIRE | 1315 |
| 3/4IN ORANGE CONDUIT | |
| SIGN FOR HANDHOLE | |
| MEDIUM HANDHOLE | 1 |
| LARGE HANDHOLE | |
| CABINET HH FOR D SPLICE | |
| A SPLICE | 1 |
| B SPLICE | |
| D SPLICE | |
| CABINET | |

| No. | Revision/Issue | Date |
|-----|----------------|------|
| | | |

Project Name and Address

124
 #####
 #####

| | |
|---------------------------|---------------------|
| Project #### | Sheet 139 |
| Date 12/30/2022 | |
| Scale 1:100 | |

140

**T92N
R13W
SEC8**

**T92N
R13W
SEC9**

IVORY AVE V21

IVORY AVE V21

**BFOI(48)
112-120
39XD**

BORE 197 FT 1-1/4IN CONDUIT
PLACE CLOSE TO THE EAST ROW

ROW 100 FT


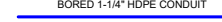

PLOW 698 FT 1-1/4IN CONDUIT
PLACE CLOSE TO THE EAST ROW

1779
(118)

118


**1N-1540
MEDIUM HH
A SPLICE**

General Notes

-  PLOWED 1-1/4" HDPE CONDUIT
-  BORED 1-1/4" HDPE CONDUIT
-  PROPOSED DROP CONDUIT

BFOI(48) FIBER SIZE
325-348 FIBERS ROUTED IN SHEATH
24XD SPARE XTRA-DEAD IN SHEATH

HH PROPOSED HH
1000/1 CABLE ROUTE/HH NUMBER
HH SM/MED/LARGE HANDHOLE SIZE
B SPLICE FIBER SPLICE TYPE

 PROPOSED PED
ROW XX' RIGHT OF WAY
DISTANCE IN FEET

406-407 FIBERS TO DROPS IN HH/PED
(407) FIBER SPLICED TO RES/BUS SITE

MATERIAL LIST

| PAGE | QTY |
|-------------------------|-----|
| DESCRIPTION | |
| PLOW 1-1/4IN CONDUIT | 698 |
| BORE 1-1/4IN CONDUIT | 197 |
| TRACER WIRE | 895 |
| 3/4IN ORANGE CONDUIT | |
| SIGN FOR HANDHOLE | |
| MEDIUM HANDHOLE | 1 |
| LARGE HANDHOLE | |
| CABINET HH FOR D SPLICE | |
| A SPLICE | 1 |
| B SPLICE | |
| D SPLICE | |
| CABINET | |

| No. | Revision/Issue | Date |
|-----|----------------|------|
| | | |



Project Name and Address
#####

| | | | |
|---------|------------|-------|-----|
| Project | #### | Sheet | 140 |
| Date | 12/30/2022 | | |
| Scale | 1:100 | | |

**T92N
R13W
SEC8**

**T92N
R13W
SEC9**

141

FLOW 657 FT 1-1/4IN CONDUIT
PLACE CLOSE TO THE EAST ROW

ROW 100 FT

FLOW 1101 FT 1-1/4IN CONDUIT
PLACE CLOSE TO THE EAST ROW

IVORY AVE V21

IVORY AVE V21

BFOI(48)
112-120
39XD

BFOI(48)
112-120
39XD

1N-1550
MEDIUM HH
150FT LOOP

General Notes

— PLOWED 1-1/4" HDPE CONDUIT

— BORED 1-1/4" HDPE CONDUIT

— PROPOSED DROP CONDUIT

BFOI(48) FIBER SIZE
325-348 FIBERS ROUTED IN SHEATH
24XD SPARE XTRA-DEAD IN SHEATH

HH PROPOSED HH

1000/1 CABLE ROUTE/HH NUMBER
HH SM/MED/LARGE HANDHOLE SIZE
B SPLICE FIBER SPLICE TYPE

▲ PROPOSED PED

ROW XX' RIGHT OF WAY
DISTANCE IN FEET

406-407 FIBERS TO DROPS IN HH/PED

(407) FIBER SPLICED TO RES/BUS SITE

MATERIAL LIST

| PAGE | 141 |
|-------------------------|------|
| DESCRIPTION | QTY |
| PLOW 1-1/4IN CONDUIT | 1758 |
| BORE 1-1/4IN CONDUIT | |
| TRACER WIRE | 1758 |
| 3/4IN ORANGE CONDUIT | |
| SIGN FOR HANDHOLE | |
| MEDIUM HANDHOLE | 1 |
| LARGE HANDHOLE | |
| CABINET HH FOR D SPLICE | |
| A SPLICE | |
| B SPLICE | |
| D SPLICE | |
| CABINET | |

| No. | Revision/Issue | Date |
|-----|----------------|------|
| | | |



Project Name and Address
#####

| | | | |
|---------|------------|-------|-----|
| Project | #### | Sheet | 141 |
| Date | 12/30/2022 | | |
| Scale | 1:100 | | |

1:100

T92N
R13W
SEC8

T92N
R13W
SEC9

142

PLOW 732 FT 1-1/4IN CONDUIT
PLACE CLOSE TO THE EAST ROW

ROW 100 FT

BORE 226 FT 1-1/4IN CONDUIT
PLACE CLOSE TO THE EAST ROW

IVORY AVE V21

IVORY AVE V21

BFOI(48)
112-120
39XD

BFOI(48)
112-120
39XD

1:100

General Notes

— PLOWED 1-1/4" HDPE CONDUIT —
— BORED 1-1/4" HDPE CONDUIT —
— PROPOSED DROP CONDUIT —

BFOI(48)
325-348
24XD | FIBER SIZE
FIBERS ROUTED IN SHEATH
SPARE XTRA-DEAD IN SHEATH

HH PROPOSED HH
1000/1 CABLE ROUTE/HH NUMBER
HH SM/MED/LARGE HANDHOLE SIZE
B SPLICE FIBER SPLICE TYPE

▲ PROPOSED PED


ROW XX' RIGHT OF WAY
DISTANCE IN FEET

406-407 FIBERS TO DROPS IN HH/PED
(407) FIBER SPLICED TO RES/BUS SITE

MATERIAL LIST

| | |
|-------------------------|-----|
| PAGE | 142 |
| DESCRIPTION | QTY |
| PLOW 1-1/4IN CONDUIT | 732 |
| BORE 1-1/4IN CONDUIT | 226 |
| TRACER WIRE | 958 |
| 3/4IN ORANGE CONDUIT | |
| SIGN FOR HANDHOLE | |
| MEDIUM HANDHOLE | |
| LARGE HANDHOLE | |
| CABINET HH FOR D SPLICE | |
| A SPLICE | |
| B SPLICE | |
| D SPLICE | |
| CABINET | |

| No. | Revision/Issue | Date |
|-----|----------------|------|
| | | |
| | | |



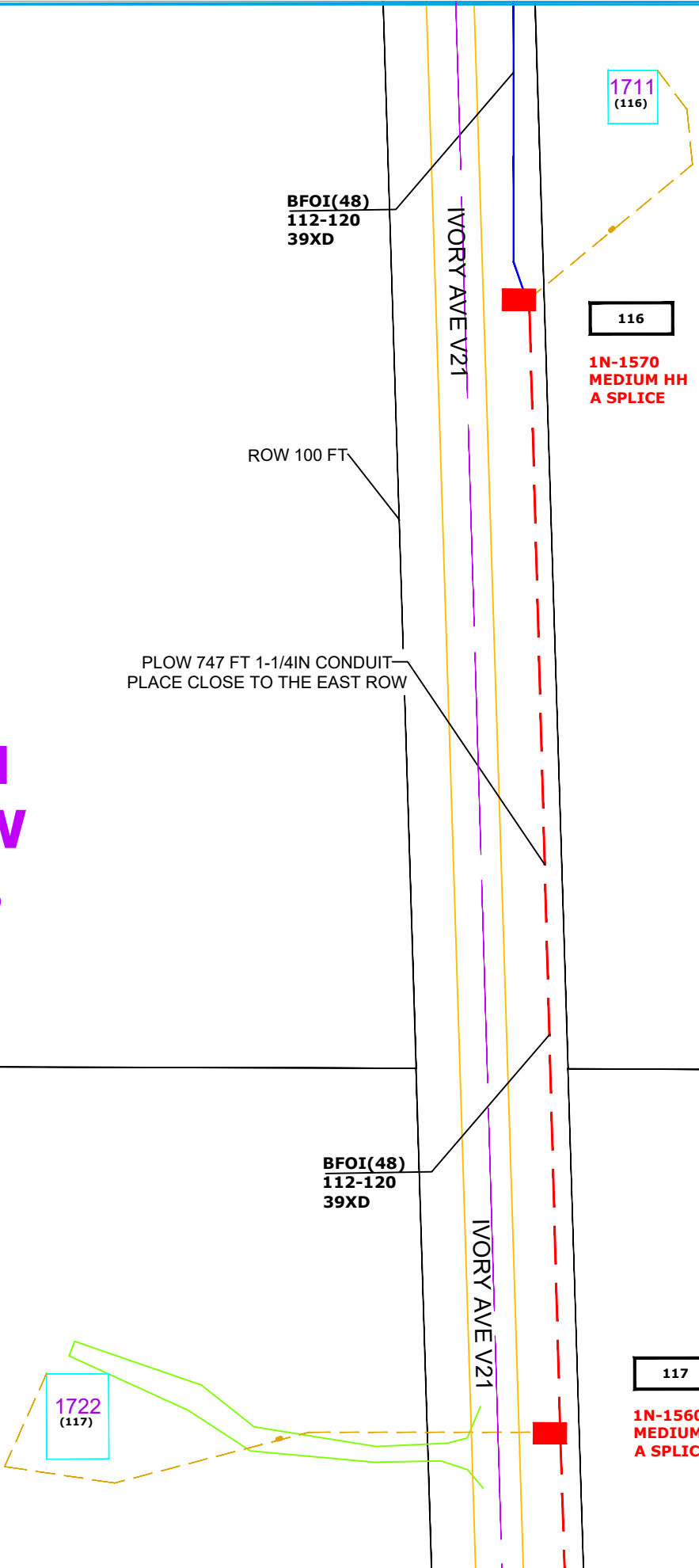
Project Name and Address
#####

| | | | | |
|---------|------------|-------|-----|-------|
| Project | ##### | Sheet | 142 | |
| Date | 12/30/2022 | Scale | | 1:100 |
| Scale | 1:100 | | | |

143

**T92N
R13W
SEC8**

**T92N
R13W
SEC9**



1:100

General Notes

- PLOWED 1-1/4" HDPE CONDUIT
- BORED 1-1/4" HDPE CONDUIT
- PROPOSED DROP CONDUIT

BFOI(48)
325-348
24XD | FIBER SIZE
FIBERS ROUTED IN SHEATH
SPARE XTRA-DEAD IN SHEATH

HH PROPOSED HH

1000/1 CABLE ROUTE/HH NUMBER
HH SM/MED/LARGE HANDHOLE SIZE
B SPLICE FIBER SPLICE TYPE

▲ PROPOSED PED

ROW XX' RIGHT OF WAY DISTANCE IN FEET

406-407 FIBERS TO DROPS IN HH/PED
(407) FIBER SPLICED TO RES/BUS SITE

MATERIAL LIST

| PAGE | QTY |
|-------------------------|-----|
| DESCRIPTION | |
| PLOW 1-1/4IN CONDUIT | 747 |
| BORE 1-1/4IN CONDUIT | |
| TRACER WIRE | 747 |
| 3/4IN ORANGE CONDUIT | |
| SIGN FOR HANDHOLE | |
| MEDIUM HANDHOLE | 2 |
| LARGE HANDHOLE | |
| CABINET HH FOR D SPLICE | |
| A SPLICE | 2 |
| B SPLICE | |
| D SPLICE | |
| CABINET | |

| No. | Revision/Issue | Date |
|-----|----------------|------|
| | | |

Waverly Utilities

Project Name and Address
#####

| | | | |
|---------|------------|-------|-----|
| Project | #### | Sheet | 143 |
| Date | 12/30/2022 | | |
| Scale | 1:100 | | |

T92N
R13W
SEC4

T92N
R13W
SEC5

T92N
R13W
SEC8

T92N
R13W
SEC9

144

1:100

IVORY AVE V21

IVORY AVE V21

ROW 66 FT

ROW 82 FT

PLOW 1171 FT 1-1/4IN CONDUIT
PLACE CLOSE TO THE SOUTH ROW

170TH ST

170TH ST

170TH ST

1N-1580
MEDIUM HH
A SPLICE

BFOI(48)
112-120
39XD

BFOI(48)
112-120
39XD

PLOW 163 FT 1-1/4IN CONDUIT
PLACE CLOSE TO THE EAST ROW

BORE 584 FT 1-1/4IN CONDUIT
PLACE CLOSE TO THE EAST ROW

ROW 100 FT

General Notes

BFOI(48)
325-348
24XD | FIBER SIZE
 FIBERS ROUTED IN SHEATH
 SPARE XTRA-DEAD IN SHEATH

PROPOSED HH
1000/1 CABLE ROUTE/HH NUMBER
HH SM/MED/LARGE HANDHOLE SIZE
B SPLICE FIBER SPLICE TYPE

PROPOSED PED

ROW XX' RIGHT OF WAY
 DISTANCE IN FEET

406-407 FIBERS TO DROPS IN HH/PED
 (407) FIBER SPLICED TO RES/BUS SITE

MATERIAL LIST

| | |
|-------------------------|------|
| PAGE | 144 |
| DESCRIPTION | QTY |
| PLOW 1-1/4IN CONDUIT | 1334 |
| BORE 1-1/4IN CONDUIT | 584 |
| TRACER WIRE | 1918 |
| 3/4IN ORANGE CONDUIT | |
| SIGN FOR HANDHOLE | |
| MEDIUM HANDHOLE | 1 |
| LARGE HANDHOLE | |
| CABINET HH FOR D SPLICE | |
| A SPLICE | 1 |
| B SPLICE | |
| D SPLICE | |
| CABINET | |

| No. | Revision/Issue | Date |
|-----|----------------|------|
| | | |
| | | |

Project Name and Address

#####

| | | | |
|---------|------------|-------|-----|
| Project | #### | Sheet | |
| Date | 12/30/2022 | | 144 |
| Scale | 1:100 | | |

**T92N
R13W
SEC4**

145

**T92N
R13W
SEC9**

BORE 311 FT 1-1/4IN CONDUIT
PLACE CLOSE TO THE SOUTH ROW

PLOW 1418 FT 1-1/4IN CONDUIT
PLACE CLOSE TO THE SOUTH ROW

170TH ST

170TH ST


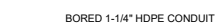

**BFOI(48)
112-120
39XD**

**1N-1590
MEDIUM HH
A SPLICE**

**BFOI(48)
112-120
39XD**

1:100

General Notes

-  PLOWED 1-1/4" HDPE CONDUIT
-  BORED 1-1/4" HDPE CONDUIT
-  PROPOSED DROP CONDUIT

BFOI(48) FIBER SIZE
325-348 FIBERS ROUTED IN SHEATH
24XD SPARE XTRA-DEAD IN SHEATH

HH PROPOSED HH

1000/1 CABLE ROUTE/HH NUMBER
HH SM/MED/LARGE HANDHOLE SIZE
B SPLICE FIBER SPLICE TYPE

 PROPOSED PED

ROW XX' RIGHT OF WAY
DISTANCE IN FEET

406-407 FIBERS TO DROPS IN HH/PED

(407) FIBER SPLICED TO RES/BUS SITE

MATERIAL LIST

| PAGE | 145 |
|-------------------------|------|
| DESCRIPTION | QTY |
| PLOW 1-1/4IN CONDUIT | 1418 |
| BORE 1-1/4IN CONDUIT | 311 |
| TRACER WIRE | 1729 |
| 3/4IN ORANGE CONDUIT | |
| SIGN FOR HANDHOLE | |
| MEDIUM HANDHOLE | 1 |
| LARGE HANDHOLE | |
| CABINET HH FOR D SPLICE | |
| A SPLICE | 1 |
| B SPLICE | |
| D SPLICE | |
| CABINET | |

| No. | Revision/Issue | Date |
|-----|----------------|------|
| | | |

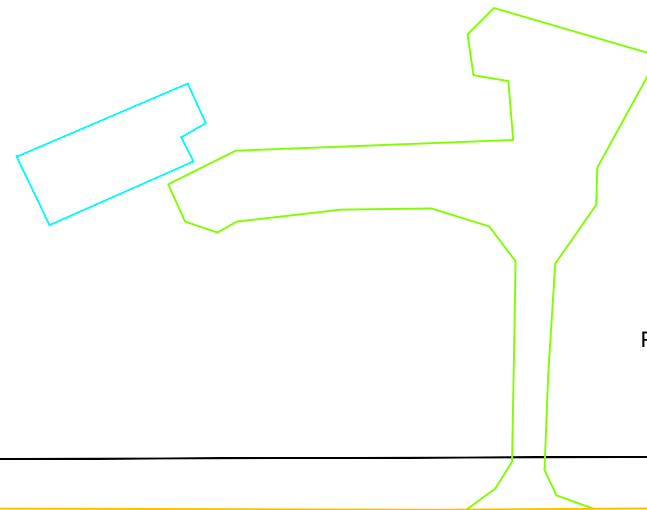


Project Name and Address

#####

| | | | |
|---------|------------|-------|-----|
| Project | #### | Sheet | 145 |
| Date | 12/30/2022 | | |
| Scale | 1:100 | | |

**T92N
R13W
SEC4**



FLOW 1810 FT 1-1/4IN CONDUIT
PLACE CLOSE TO THE SOUTH ROW

ROW 82 FT

ROW 66 FT

170TH ST

170TH ST

**1N-1600
MEDIUM HH
A SPLICE**

**BFOI(48)
112-120
39XD**

**BFOI(48)
112-120
39XD**

146

**T92N
R13W
SEC9**

1:100

General Notes

— PLOWED 1-1/4" HDPE CONDUIT

— BORED 1-1/4" HDPE CONDUIT

— PROPOSED DROP CONDUIT

BFOI(48) FIBER SIZE
325-348 FIBERS ROUTED IN SHEATH
24XD SPARE XTRA-DEAD IN SHEATH

HH PROPOSED HH

1000/1 CABLE ROUTE/HH NUMBER
HH SM/MED/LARGE HANDHOLE SIZE
B SPLICE FIBER SPLICE TYPE

▲ PROPOSED PED

ROW XX' RIGHT OF WAY
DISTANCE IN FEET

406-407 FIBERS TO DROPS IN HH/PED

(407) FIBER SPLICED TO RES/BUS SITE

MATERIAL LIST

| | |
|-------------------------|------|
| PAGE | 146 |
| DESCRIPTION | QTY |
| PLOW 1-1/4IN CONDUIT | 1810 |
| BORE 1-1/4IN CONDUIT | |
| TRACER WIRE | 1810 |
| 3/4IN ORANGE CONDUIT | |
| SIGN FOR HANDHOLE | |
| MEDIUM HANDHOLE | 1 |
| LARGE HANDHOLE | |
| CABINET HH FOR D SPLICE | |
| A SPLICE | 1 |
| B SPLICE | |
| D SPLICE | |
| CABINET | |

| No. | Revision/Issue | Date |
|-----|----------------|------|
| | | |



Project Name and Address
124

#####

| | | | |
|---------|------------|-------|-----|
| Project | #### | Sheet | 146 |
| Date | 12/30/2022 | | |
| Scale | 1:100 | | |

T92N
R13W
SEC4

BORE 384 FT 1-1/4IN CONDUIT
PLACE CLOSE TO THE SOUTH ROW

ROW 66 FT

170TH ST

170TH ST

BFOI(48)
112-120
39XD

147

T92N
R13W
SEC9

1906
(201)

1:100

General Notes

- PLOWED 1-1/4" HDPE CONDUIT
- BORED 1-1/4" HDPE CONDUIT
- PROPOSED DROP CONDUIT

BFOI(48) FIBER SIZE
325-348 FIBERS ROUTED IN SHEATH
24XD SPARE XTRA-DEAD IN SHEATH

HH PROPOSED HH

1000/1 CABLE ROUTE/HH NUMBER
HH SM/MED/LARGE HANDHOLE SIZE
B SPLICE FIBER SPLICE TYPE

▲ PROPOSED PED

ROW XX' RIGHT OF WAY
DISTANCE IN FEET

406-407 FIBERS TO DROPS IN HH/PED

(407) FIBER SPLICED TO RES/BUS SITE

MATERIAL LIST

| PAGE | 147 |
|-------------------------|-----|
| DESCRIPTION | QTY |
| PLOW 1-1/4IN CONDUIT | 384 |
| BORE 1-1/4IN CONDUIT | |
| TRACER WIRE | 384 |
| 3/4IN ORANGE CONDUIT | |
| SIGN FOR HANDHOLE | |
| MEDIUM HANDHOLE | |
| LARGE HANDHOLE | |
| CABINET HH FOR D SPLICE | |
| A SPLICE | |
| B SPLICE | |
| D SPLICE | |
| CABINET | |

| No. | Revision/Issue | Date |
|-----|----------------|------|
| | | |
| | | |



Project Name and Address

#####

| | | | |
|---------|------------|-------|-----|
| Project | ##### | Sheet | 147 |
| Date | 12/30/2022 | | |
| Scale | 1:100 | | |

T92N
R13W
SEC3

JOPLIN AVE

BORE 117 FT 1-1/4IN CONDUIT
PLACE CLOSE TO THE SOUTH ROW

ROW 66 FT

FLOW 1057 FT 1-1/4IN CONDUIT
PLACE CLOSE TO THE SOUTH ROW

112

1N-1620
MEDIUM HH
A SPLICE

170TH ST

170TH ST

1N-1610
MEDIUM HH
150FT LOOP

BFOI(48)
112-120
39XD




BFOI(48)
112-120
39XD

1920
(112)

148
T92N
R13W
SEC10

1:100

General Notes

-  PLOWED 1-1/4" HDPE CONDUIT
-  BORED 1-1/4" HDPE CONDUIT
-  PROPOSED DROP CONDUIT

BFOI(48) FIBER SIZE
325-348 FIBERS ROUTED IN SHEATH
24XD SPARE XTRA-DEAD IN SHEATH

HH PROPOSED HH
1000/1 CABLE ROUTE/HH NUMBER
HH SM/MED/LARGE HANDHOLE SIZE
B SPLICE FIBER SPLICE TYPE

 PROPOSED PED

ROW XX' RIGHT OF WAY
DISTANCE IN FEET

406-407 FIBERS TO DROPS IN HH/PED

(407) FIBER SPLICED TO RES/BUS SITE

MATERIAL LIST

| PAGE | 148 |
|-------------------------|------|
| DESCRIPTION | QTY |
| PLOW 1-1/4IN CONDUIT | 1057 |
| BORE 1-1/4IN CONDUIT | 117 |
| TRACER WIRE | 1174 |
| 3/4IN ORANGE CONDUIT | |
| SIGN FOR HANDHOLE | |
| MEDIUM HANDHOLE | 2 |
| LARGE HANDHOLE | |
| CABINET HH FOR D SPLICE | |
| A SPLICE | 1 |
| B SPLICE | |
| D SPLICE | |
| CABINET | |

| No. | Revision/Issue | Date |
|-----|----------------|------|
| | | |



Project Name and Address
124

#####

| | | | |
|---------|------------|-------|-----|
| Project | #### | Sheet | 148 |
| Date | 12/30/2022 | | |
| Scale | 1:100 | | |

BFOI(48)
103-104
46XD

1N-1630
MEDIUM HH
150FT LOOP

JOPLIN AVE

ROW 66 FT

T92N
R13W
SEC9

BFOI(48)
103-104
46XD

JOPLIN AVE

T92N
R13W
SEC10

149

1:100

General Notes

--- PLOWED 1-1/4" HDPE CONDUIT

--- BORED 1-1/4" HDPE CONDUIT

--- PROPOSED DROP CONDUIT

BFOI(48) FIBER SIZE
325-348 FIBERS ROUTED IN SHEATH
24XD SPARE XTRA-DEAD IN SHEATH

HH PROPOSED HH

1000/1 CABLE ROUTE/HH NUMBER
HH SM/MED/LARGE HANDHOLE SIZE
B SPLICE FIBER SPLICE TYPE

▲ PROPOSED PED

ROW XX' RIGHT OF WAY
DISTANCE IN FEET

406-407 FIBERS TO DROPS IN HH/PED

(407) FIBER SPLICED TO RES/BUS SITE

MATERIAL LIST

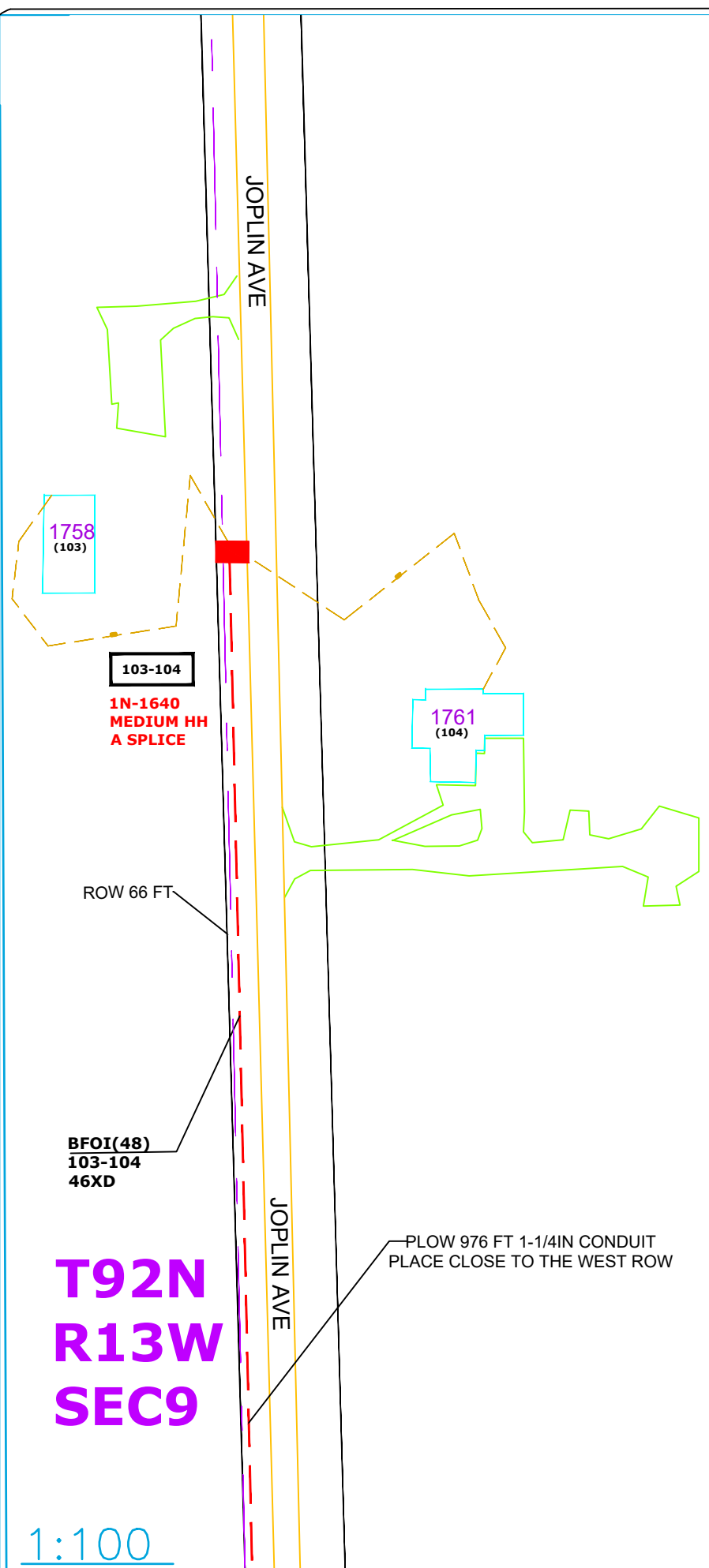
| PAGE | 149 |
|-------------------------|-----|
| DESCRIPTION | QTY |
| PLOW 1-1/4IN CONDUIT | |
| BORE 1-1/4IN CONDUIT | |
| TRACER WIRE | |
| 3/4IN ORANGE CONDUIT | |
| SIGN FOR HANDHOLE | |
| MEDIUM HANDHOLE | 1 |
| LARGE HANDHOLE | |
| CABINET HH FOR D SPLICE | |
| A SPLICE | |
| B SPLICE | |
| D SPLICE | |
| CABINET | |

| No. | Revision/Issue | Date |
|-----|----------------|------|
| | | |



Project Name and Address
#####

| | | | |
|---------|------------|-------|-----|
| Project | #### | Sheet | 149 |
| Date | 12/30/2022 | | |
| Scale | 1:100 | | |



T92N
R13W
SEC10

150

1:100

General Notes

--- PLOWED 1-1/4" HDPE CONDUIT
--- BORED 1-1/4" HDPE CONDUIT
--- PROPOSED DROP CONDUIT

BFOI(48)
325-348
24XD
FIBER SIZE
FIBERS ROUTED IN SHEATH
SPARE XTRA-DEAD IN SHEATH

■ **HH**
PROPOSED HH

1000/1
HH SM/MED/LARGE
B SPLICE
CABLE ROUTE/HH NUMBER
HANDHOLE SIZE
FIBER SPLICE TYPE

▲
PROPOSED PED

ROW XX'
RIGHT OF WAY
DISTANCE IN FEET

406-407
FIBERS TO DROPS IN HH/PED

(407)
FIBER SPLICED TO RES/BUS SITE

MATERIAL LIST

| | |
|-------------------------|-----|
| PAGE | 150 |
| DESCRIPTION | QTY |
| PLOW 1-1/4IN CONDUIT | 976 |
| BORE 1-1/4IN CONDUIT | |
| TRACER WIRE | 976 |
| 3/4IN ORANGE CONDUIT | |
| SIGN FOR HANDHOLE | |
| MEDIUM HANDHOLE | 1 |
| LARGE HANDHOLE | |
| CABINET HH FOR D SPLICE | |
| A SPLICE | 1 |
| B SPLICE | |
| D SPLICE | |
| CABINET | |

| No. | Revision/Issue | Date |
|-----|----------------|------|
| | | |

Project Name and Address

124

#####

| | |
|---------|------------|
| Project | Sheet |
| #### | 150 |
| Date | 12/30/2022 |
| Scale | 1:100 |

**T92N
R13W
SEC6**

PLOW 924 FT 1-1/4IN CONDUIT
PLACE CLOSE TO THE SOUTH ROW

ROW 66 FT

170TH ST

170TH ST

**BFOI(48)
133-139
41XD**

**1N-1650
MEDIUM HH
A SPLICE**

**BFOI(48)
133-139
41XD**

151

**T92N
R13W
SEC7**

1:100

General Notes

— PLOWED 1-1/4" HDPE CONDUIT

— BORED 1-1/4" HDPE CONDUIT

— PROPOSED DROP CONDUIT

BFOI(48) FIBER SIZE
325-348 FIBERS ROUTED IN SHEATH
24XD SPARE XTRA-DEAD IN SHEATH

HH PROPOSED HH
1000/1 CABLE ROUTE/HH NUMBER
HH SM/MED/LARGE HANDHOLE SIZE
B SPLICE FIBER SPLICE TYPE

▲ PROPOSED PED

ROW XX' RIGHT OF WAY
DISTANCE IN FEET

406-407 FIBERS TO DROPS IN HHPED

(407) FIBER SPLICED TO RES/BUS SITE

MATERIAL LIST

| PAGE | 151 |
|-------------------------|-----|
| DESCRIPTION | QTY |
| PLOW 1-1/4IN CONDUIT | 924 |
| BORE 1-1/4IN CONDUIT | |
| TRACER WIRE | 924 |
| 3/4IN ORANGE CONDUIT | |
| SIGN FOR HANDHOLE | |
| MEDIUM HANDHOLE | 1 |
| LARGE HANDHOLE | |
| CABINET HH FOR D SPLICE | |
| A SPLICE | 1 |
| B SPLICE | |
| D SPLICE | |
| CABINET | |

| No. | Revision/Issue | Date |
|-----|----------------|------|
| | | |



Project Name and Address
#####

| | | | |
|---------|------------|-------|-----|
| Project | #### | Sheet | 151 |
| Date | 12/30/2022 | | |
| Scale | 1:100 | | |

**T92N
R13W
SEC6**

152

**T92N
R13W
SEC7**

PLOW 610 FT 1-1/4IN CONDUIT
PLACE CLOSE TO THE SOUTH ROW

BORE 353 FT 1-1/4IN CONDUIT
PLACE CLOSE TO THE SOUTH ROW

PLOW 1670 FT 1-1/4IN CONDUIT
PLACE CLOSE TO THE SOUTH ROW

ROW 66 FT

170TH ST


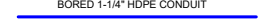

170TH ST

**1N-1660
MEDIUM HH
150FT LOOP**

**BFOI(48)
133-139
41XD**

1:100

General Notes

-  PLOWED 1-1/4" HDPE CONDUIT
-  BORED 1-1/4" HDPE CONDUIT
-  PROPOSED DROP CONDUIT

BFOI(48) FIBER SIZE
325-348 FIBERS ROUTED IN SHEATH
24XD SPARE XTRA-DEAD IN SHEATH

HH PROPOSED HH
1000/1 CABLE ROUTE/HH NUMBER
HH SM/MED/LARGE HANDHOLE SIZE
B SPLICE FIBER SPLICE TYPE

 PROPOSED PED

ROW XX' RIGHT OF WAY
DISTANCE IN FEET

406-407 FIBERS TO DROPS IN HH/PED

(407) FIBER SPLICED TO RES/BUS SITE

MATERIAL LIST

| PAGE | 152 |
|-------------------------|------|
| DESCRIPTION | QTY |
| PLOW 1-1/4IN CONDUIT | 2280 |
| BORE 1-1/4IN CONDUIT | 353 |
| TRACER WIRE | 2633 |
| 3/4IN ORANGE CONDUIT | |
| SIGN FOR HANDHOLE | |
| MEDIUM HANDHOLE | 1 |
| LARGE HANDHOLE | |
| CABINET HH FOR D SPLICE | |
| A SPLICE | |
| B SPLICE | |
| D SPLICE | |
| CABINET | |

| No. | Revision/Issue | Date |
|-----|----------------|------|
| | | |



Project Name and Address
124

#####

| | | | |
|---------|------------|-------|-----|
| Project | #### | Sheet | 152 |
| Date | 12/30/2022 | | |
| Scale | 1:100 | | |

T92N
R13W
SEC6

T92N
R13W
SEC7

153

170TH ST

170TH ST

ROW 66 FT

PLOW 1139 FT 1-1/4IN CONDUIT
PLACE CLOSE TO THE SOUTH ROW

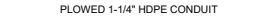
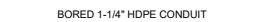

BFOI(48)
133-139
41XD

1N-1670
MEDIUM HH
A SPLICE

BFOI(48)
133-139
41XD

1:100

General Notes

-  PLOWED 1-1/4" HDPE CONDUIT
-  BORED 1-1/4" HDPE CONDUIT
-  PROPOSED DROP CONDUIT

BFOI(48) FIBER SIZE
325-348 FIBERS ROUTED IN SHEATH
24XD SPARE XTRA-DEAD IN SHEATH

HH PROPOSED HH
1000/1 CABLE ROUTE/HH NUMBER
HH SM/MED/LARGE HANDHOLE SIZE
B SPLICE FIBER SPLICE TYPE

 PROPOSED PED

ROW XX' RIGHT OF WAY DISTANCE IN FEET

406-407 FIBERS TO DROPS IN HH/PED

(407) FIBER SPLICED TO RES/BUS SITE

MATERIAL LIST

| | |
|-------------------------|------|
| PAGE | 153 |
| DESCRIPTION | QTY |
| PLOW 1-1/4IN CONDUIT | 1139 |
| BORE 1-1/4IN CONDUIT | |
| TRACER WIRE | 1139 |
| 3/4IN ORANGE CONDUIT | |
| SIGN FOR HANDHOLE | |
| MEDIUM HANDHOLE | 1 |
| LARGE HANDHOLE | |
| CABINET HH FOR D SPLICE | |
| A SPLICE | 1 |
| B SPLICE | |
| D SPLICE | |
| CABINET | |

| No. | Revision/Issue | Date |
|-----|----------------|------|
| | | |



Project Name and Address

#####

| | | | |
|---------|------------|-------|-----|
| Project | #### | Sheet | 153 |
| Date | 12/30/2022 | | |
| Scale | 1:100 | | |

T92N
R13W
SEC6

T92N
R13W
SEC5

T92N
R13W
SEC7

T92N
R13W
SEC8

154

HAWTHORNE AVE

HAWTHORNE AVE

HAWTHORNE AVE

170TH ST

170TH ST

ROW 66 FT

ROW 66 FT

BFOI(48)
133-139
41XD

BFOI(48)
133-139
41XD

1N-1680
MEDIUM HH
A SPLICE

PLOW 1354 FT 1-1/4IN CONDUIT
PLACE CLOSE TO THE WEST ROW

General Notes

- PLOWED 1-1/4" HDPE CONDUIT
- BORED 1-1/4" HDPE CONDUIT
- PROPOSED DROP CONDUIT

BFOI(48)
325-348
24XD | FIBER SIZE
FIBERS ROUTED IN SHEATH
SPARE XTRA-DEAD IN SHEATH

HH | PROPOSED HH

1000/1
HH SM/MED/LARGE
B SPLICE | CABLE ROUTE/HH NUMBER
HANDHOLE SIZE
FIBER SPLICE TYPE

▲ | PROPOSED PED

ROW XX' | RIGHT OF WAY
DISTANCE IN FEET


406-407 | FIBERS TO DROPS IN HH/PED

(407) | FIBER SPLICED TO RES/BUS SITE

MATERIAL LIST

| PAGE | 154 |
|-------------------------|------|
| DESCRIPTION | QTY |
| PLOW 1-1/4IN CONDUIT | 1354 |
| BORE 1-1/4IN CONDUIT | |
| TRACER WIRE | 1354 |
| 3/4IN ORANGE CONDUIT | |
| SIGN FOR HANDHOLE | |
| MEDIUM HANDHOLE | 1 |
| LARGE HANDHOLE | |
| CABINET HH FOR D SPLICE | |
| A SPLICE | 1 |
| B SPLICE | |
| D SPLICE | |
| CABINET | |

| No. | Revision/Issue | Date |
|-----|----------------|------|
| | | |



Project Name and Address
#####

| | |
|--------------------|--------------|
| Project ##### | Sheet 154 |
| Date 12/30/2022 | |
| Scale 1:100 | |

1:100

T92N
R13W
SEC7

T92N
R13W
SEC8

1555

HAWTHORNE AVE

HAWTHORNE AVE

ROW 66 FT

BORE 309 FT 1-1/4IN CONDUIT
PLACE CLOSE TO THE WEST ROW

1730
(133)

1:100

General Notes

- PLOWED 1-1/4" HDPE CONDUIT
- BORED 1-1/4" HDPE CONDUIT
- PROPOSED DROP CONDUIT

BFOI(48) FIBER SIZE
325-348 FIBERS ROUTED IN SHEATH
24XD SPARE XTRA-DEAD IN SHEATH

HH PROPOSED HH
1000/1 CABLE ROUTE/HH NUMBER
HH SM/MED/LARGE HANDHOLE SIZE
B SPLICE FIBER SPLICE TYPE

▲ PROPOSED PED
ROW XX' RIGHT OF WAY
DISTANCE IN FEET

406-407 FIBERS TO DROPS IN HH/PED
(407) FIBER SPLICED TO RES/BUS SITE

MATERIAL LIST

| PAGE | 155 |
|-------------------------|-----|
| DESCRIPTION | QTY |
| PLOW 1-1/4IN CONDUIT | |
| BORE 1-1/4IN CONDUIT | 309 |
| TRACER WIRE | 309 |
| 3/4IN ORANGE CONDUIT | |
| SIGN FOR HANDHOLE | |
| MEDIUM HANDHOLE | |
| LARGE HANDHOLE | |
| CABINET HH FOR D SPLICE | |
| A SPLICE | |
| B SPLICE | |
| D SPLICE | |
| CABINET | |

| No. | Revision/Issue | Date |
|-----|----------------|------|
| | | |
| | | |



Project Name and Address
124

#####

| | | | |
|---------|------------|-------|-----|
| Project | ##### | Sheet | 155 |
| Date | 12/30/2022 | Scale | |
| Scale | 1:100 | | |

T92N
R13W
SEC7

T92N
R13W
SEC8

156

1:100

133
1N-1690
MEDIUM HH
A SPLICE

HAWTHORNE AVE

HAWTHORNE AVE

ROW 66 FT

General Notes

- PLOWED 1-1/4" HDPE CONDUIT
- BORED 1-1/4" HDPE CONDUIT
- PROPOSED DROP CONDUIT

BFOI(48) FIBER SIZE
325-348 FIBERS ROUTED IN SHEATH
24XD SPARE XTRA-DEAD IN SHEATH

HH PROPOSED HH

1000/1 CABLE ROUTE/HH NUMBER
HH SM/MED/LARGE HANDHOLE SIZE
B SPLICE FIBER SPLICE TYPE

▲ PROPOSED PED

ROW XX' RIGHT OF WAY DISTANCE IN FEET

406-407 FIBERS TO DROPS IN HH/PED

(407) FIBER SPLICED TO RES/BUS SITE

MATERIAL LIST

| PAGE | 156 |
|-------------------------|-----|
| DESCRIPTION | QTY |
| PLOW 1-1/4IN CONDUIT | |
| BORE 1-1/4IN CONDUIT | |
| TRACER WIRE | |
| 3/4IN ORANGE CONDUIT | |
| SIGN FOR HANDHOLE | |
| MEDIUM HANDHOLE | 1 |
| LARGE HANDHOLE | |
| CABINET HH FOR D SPLICE | |
| A SPLICE | 1 |
| B SPLICE | |
| D SPLICE | |
| CABINET | |

| No. | Revision/Issue | Date |
|-----|----------------|------|
| | | |
| | | |



Project Name and Address

#####

| | | | |
|---------|------------|-------|-----|
| Project | ##### | Sheet | 156 |
| Date | 12/30/2022 | Scale | |
| Scale | 1:100 | | |

T92N
R13W
SEC18

PLOW 774 FT 1-1/4IN CONDUIT
PLACE CLOSE TO THE WEST ROW

65
1N-1700
MEDIUM HH
A SPLICE

HAWTHORNE AVE

HAWTHORNE AVE

157

T92N
R13W
SEC17

ROW 66 FT

ROW 66 FT

1879
(65)

General Notes

— PLOWED 1-1/4" HDPE CONDUIT
— BORED 1-1/4" HDPE CONDUIT
— PROPOSED DROP CONDUIT

BFOI(48)
325-348
24XD FIBER SIZE
FIBERS ROUTED IN SHEATH
SPARE XTRA-DEAD IN SHEATH

HH PROPOSED HH

1000/1 CABLE ROUTE/HH NUMBER
HH SM/MED/LARGE HANDHOLE SIZE
B SPLICE FIBER SPLICE TYPE

▲ PROPOSED PED


ROW XX' RIGHT OF WAY DISTANCE IN FEET

406-407 FIBERS TO DROPS IN HH/PED
(407) FIBER SPLICED TO RES/BUS SITE

MATERIAL LIST

| PAGE | QTY |
|-------------------------|-----|
| DESCRIPTION | |
| PLOW 1-1/4IN CONDUIT | 774 |
| BORE 1-1/4IN CONDUIT | |
| TRACER WIRE | 774 |
| 3/4IN ORANGE CONDUIT | |
| SIGN FOR HANDHOLE | |
| MEDIUM HANDHOLE | 1 |
| LARGE HANDHOLE | |
| CABINET HH FOR D SPLICE | |
| A SPLICE | 1 |
| B SPLICE | |
| D SPLICE | |
| CABINET | |

| No. | Revision/Issue | Date |
|-----|----------------|------|
| | | |



Project Name and Address
#####

| | |
|--------------------|--------------|
| Project ##### | Sheet 157 |
| Date 12/30/2022 | |
| Scale 1:100 | |

HAWTHORNE AVE

HAWTHORNE AVE

T92N
R13W
SEC18

T92N
R13W
SEC17

158

PLOW 2058 FT 1-1/4IN CONDUIT
PLACE CLOSE TO THE WEST ROW

ROW 66 FT

General Notes

— PLOWED 1-1/4" HDPE CONDUIT

— BORED 1-1/4" HDPE CONDUIT

— PROPOSED DROP CONDUIT

BFOI(48) FIBER SIZE
325-348 FIBERS ROUTED IN SHEATH
24XD SPARE XTRA-DEAD IN SHEATH

HH PROPOSED HH

1000/1 CABLE ROUTE/HH NUMBER
HH SM/MED/LARGE HANDHOLE SIZE
B SPLICE FIBER SPLICE TYPE

▲ PROPOSED PED

ROW XX' RIGHT OF WAY
DISTANCE IN FEET

406-407 FIBERS TO DROPS IN HH/PED

(407) FIBER SPLICED TO RES/BUS SITE

MATERIAL LIST

| PAGE | 158 |
|-------------------------|------|
| DESCRIPTION | QTY |
| PLOW 1-1/4IN CONDUIT | 2058 |
| BORE 1-1/4IN CONDUIT | |
| TRACER WIRE | 2058 |
| 3/4IN ORANGE CONDUIT | |
| SIGN FOR HANDHOLE | |
| MEDIUM HANDHOLE | |
| LARGE HANDHOLE | |
| CABINET HH FOR D SPLICE | |
| A SPLICE | |
| B SPLICE | |
| D SPLICE | |
| CABINET | |

| No. | Revision/Issue | Date |
|-----|----------------|------|
| | | |

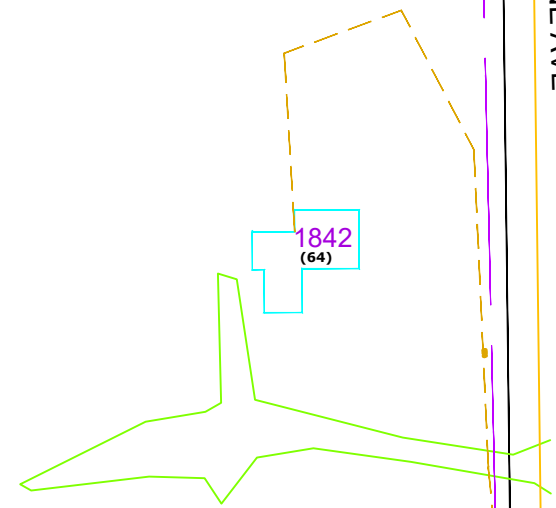


Project Name and Address

#####

| | | | |
|---------|------------|-------|-----|
| Project | #### | Sheet | 158 |
| Date | 12/30/2022 | | |
| Scale | 1:100 | | |

T92N
R13W
SEC18



64

1N-1710
MEDIUM HH
A SPLICE

HAWTHORNE AVE

HAWTHORNE AVE

159

ROW 66 FT

T92N
R13W
SEC17

General Notes

— PLOWED 1-1/4" HDPE CONDUIT

— BORED 1-1/4" HDPE CONDUIT

— PROPOSED DROP CONDUIT

BFOI(48) FIBER SIZE
325-348 FIBERS ROUTED IN SHEATH
24XD SPARE XTRA-DEAD IN SHEATH

HH PROPOSED HH

1000/1 CABLE ROUTE/HH NUMBER
HH SM/MED/LARGE HANDHOLE SIZE
B SPLICE FIBER SPLICE TYPE

▲ PROPOSED PED

ROW XX' RIGHT OF WAY
DISTANCE IN FEET

406-407 FIBERS TO DROPS IN HH/PED

(407) FIBER SPLICED TO RES/BUS SITE

MATERIAL LIST

| PAGE | 159 |
|-------------------------|-----|
| DESCRIPTION | QTY |
| PLOW 1-1/4IN CONDUIT | |
| BORE 1-1/4IN CONDUIT | |
| TRACER WIRE | |
| 3/4IN ORANGE CONDUIT | |
| SIGN FOR HANDHOLE | |
| MEDIUM HANDHOLE | 1 |
| LARGE HANDHOLE | |
| CABINET HH FOR D SPLICE | |
| A SPLICE | 1 |
| B SPLICE | |
| D SPLICE | |
| CABINET | |

| No. | Revision/Issue | Date |
|-----|----------------|------|
| | | |



Project Name and Address
124

#####

| | | | |
|---------|------------|-------|-----|
| Project | #### | Sheet | 159 |
| Date | 12/30/2022 | | |
| Scale | 1:100 | | |

T92N
R13W
SEC17

T92N
R13W
SEC16

160

IVORY AVE V21

IVORY AVE V21

ROW 100 FT

ROW 100 FT

PLow 1086 FT 1-1/4IN CONDUIT
PLACE CLOSE TO THE EAST ROW

BFOI(48)
49-50
46XD

1891
(50)

General Notes

— PLOWED 1-1/4" HDPE CONDUIT

— BORED 1-1/4" HDPE CONDUIT

— PROPOSED DROP CONDUIT

BFOI(48) FIBER SIZE
325-348 FIBERS ROUTED IN SHEATH
24XD SPARE XTRA-DEAD IN SHEATH

HH PROPOSED HH

1000/1 CABLE ROUTE/HH NUMBER
HH SM/MED/LARGE HANDHOLE SIZE
B SPLICE FIBER SPLICE TYPE

▲ PROPOSED PED

ROW XX' RIGHT OF WAY
DISTANCE IN FEET

406-407 FIBERS TO DROPS IN HH/PED

(407) FIBER SPLICED TO RES/BUS SITE

MATERIAL LIST

| PAGE | 160 |
|-------------------------|------|
| DESCRIPTION | QTY |
| PLOW 1-1/4IN CONDUIT | 1086 |
| BORE 1-1/4IN CONDUIT | |
| TRACER WIRE | 1086 |
| 3/4IN ORANGE CONDUIT | |
| SIGN FOR HANDHOLE | |
| MEDIUM HANDHOLE | |
| LARGE HANDHOLE | |
| CABINET HH FOR D SPLICE | |
| A SPLICE | |
| B SPLICE | |
| D SPLICE | |
| CABINET | |

| No. | Revision/Issue | Date |
|-----|----------------|------|
| | | |



Project Name and Address

#####

| | | | |
|---------|------------|-------|-----|
| Project | ##### | Sheet | 160 |
| Date | 12/30/2022 | | |
| Scale | 1:100 | | |

1:100

**T92N
R13W
SEC17**

**T92N
R13W
SEC16**

161

IVORY AVE V21

PLOW 326 FT 1-1/4IN CONDUIT
PLACE CLOSE TO THE EAST ROW

BORE 101 FT 1-1/4IN CONDUIT
PLACE CLOSE TO THE EAST ROW

IVORY AVE V21

49


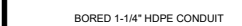

1IN-1730
MEDIUM HH
A SPLICE

BFOI(48)
49-50
46XD

ROW 100 FT

1849
(49)

General Notes

-  PLOWED 1-1/4" HDPE CONDUIT
-  BORED 1-1/4" HDPE CONDUIT
-  PROPOSED DROP CONDUIT

BFOI(48) FIBER SIZE
325-348 FIBERS ROUTED IN SHEATH
24XD SPARE XTRA-DEAD IN SHEATH

HH PROPOSED HH

1000/1 CABLE ROUTE/HH NUMBER
HH SM/MED/LARGE HANDHOLE SIZE
B SPLICE FIBER SPLICE TYPE

 PROPOSED PED

ROW XX' RIGHT OF WAY
DISTANCE IN FEET

406-407 FIBERS TO DROPS IN HH/PED

(407) FIBER SPLICED TO RES/BUS SITE

MATERIAL LIST

| PAGE | 161 |
|-------------------------|-----|
| DESCRIPTION | QTY |
| PLOW 1-1/4IN CONDUIT | 326 |
| BORE 1-1/4IN CONDUIT | 101 |
| TRACER WIRE | 427 |
| 3/4IN ORANGE CONDUIT | |
| SIGN FOR HANDHOLE | |
| MEDIUM HANDHOLE | 2 |
| LARGE HANDHOLE | |
| CABINET HH FOR D SPLICE | |
| A SPLICE | 2 |
| B SPLICE | |
| D SPLICE | |
| CABINET | |

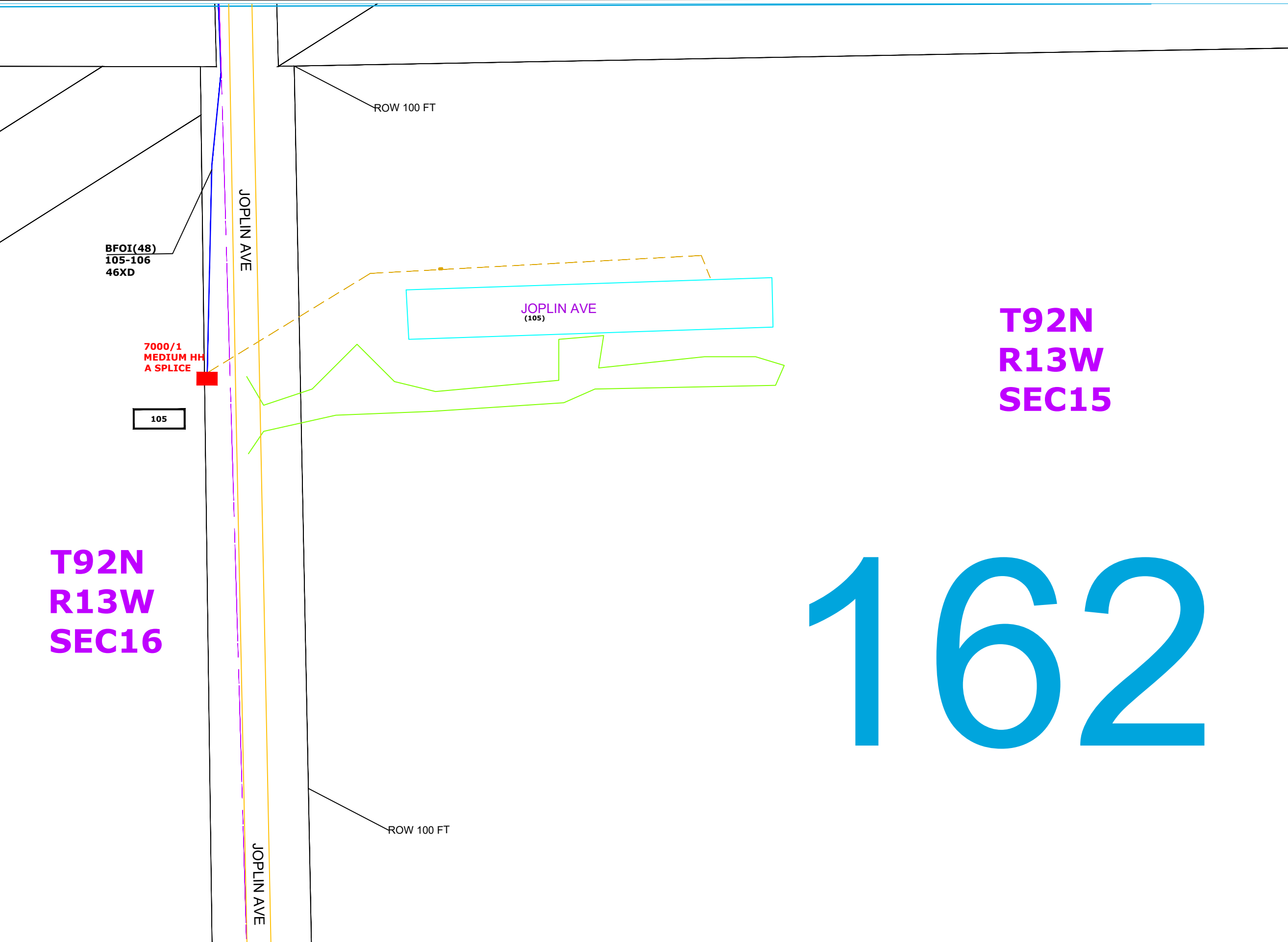
| No. | Revision/Issue | Date |
|-----|----------------|------|
| | | |



Project Name and Address

#####

| | | | |
|---------|------------|-------|-----|
| Project | #### | Sheet | 161 |
| Date | 12/30/2022 | | |
| Scale | 1:100 | | |



General Notes

- PLOWED 1-1/4" HDPE CONDUIT
- BORED 1-1/4" HDPE CONDUIT
- PROPOSED DROP CONDUIT

BFOI(48) FIBER SIZE
325-348 FIBERS ROUTED IN SHEATH
24XD SPARE XTRA-DEAD IN SHEATH

HH PROPOSED HH
1000/1 CABLE ROUTE/HH NUMBER
HH SM/MED/LARGE HANDHOLE SIZE
B SPLICE FIBER SPLICE TYPE

PROPOSED PED

ROW XX' RIGHT OF WAY DISTANCE IN FEET

406-407 FIBERS TO DROPS IN HH/PED

(407) FIBER SPLICED TO RES/BUS SITE

MATERIAL LIST

| DESCRIPTION | QTY |
|-------------------------|-----|
| PAGE | 162 |
| PLOW 1-1/4IN CONDUIT | |
| BORE 1-1/4IN CONDUIT | |
| TRACER WIRE | |
| 3/4IN ORANGE CONDUIT | |
| SIGN FOR HANDHOLE | |
| MEDIUM HANDHOLE | 1 |
| LARGE HANDHOLE | |
| CABINET HH FOR D SPLICE | |
| A SPLICE | 1 |
| B SPLICE | |
| D SPLICE | |
| CABINET | |

| No. | Revision/Issue | Date |
|-----|----------------|------|
| | | |



Project Name and Address
 #####
 #####
 #####

| | | | |
|---------|------------|-------|-----|
| Project | #### | Sheet | 162 |
| Date | 12/30/2022 | | |
| Scale | 1:100 | | |

1:100

7000/1
MEDIUM HH
A SPLICE

106

JOPLIN AVE

BFOI(48)
105-106
46XD

PLOW 691 FT 1-1/4IN CONDUIT
PLACE CLOSE TO THE WEST ROW

ROW 66 FT

JOPLIN AVE

BORE 670 FT 1-1/4IN CONDUIT
PLACE CLOSE TO THE WEST ROW

T92N
R13W
SEC15

T92N
R13W
SEC16

163

1:100

General Notes

- PLOWED 1-1/4" HDPE CONDUIT
- BORED 1-1/4" HDPE CONDUIT
- PROPOSED DROP CONDUIT

BFOI(48) FIBER SIZE
325-348 FIBERS ROUTED IN SHEATH
24XD SPARE XTRA-DEAD IN SHEATH

HH PROPOSED HH

1000/1 CABLE ROUTE/HH NUMBER
HH SM/MED/LARGE HANDHOLE SIZE
B SPLICE FIBER SPLICE TYPE

▲ PROPOSED PED

ROW XX' RIGHT OF WAY
DISTANCE IN FEET

406-407 FIBERS TO DROPS IN HHPED

(407) FIBER SPLICED TO RES/BUS SITE

MATERIAL LIST

| PAGE | 163 |
|-------------------------|------|
| DESCRIPTION | QTY |
| PLOW 1-1/4IN CONDUIT | 691 |
| BORE 1-1/4IN CONDUIT | 670 |
| TRACER WIRE | 1361 |
| 3/4IN ORANGE CONDUIT | |
| SIGN FOR HANDHOLE | |
| MEDIUM HANDHOLE | 1 |
| LARGE HANDHOLE | |
| CABINET HH FOR D SPLICE | |
| A SPLICE | 1 |
| B SPLICE | |
| D SPLICE | |
| CABINET | |

| No. | Revision/Issue | Date |
|-----|----------------|------|
| | | |



Project Name and Address
#####

| | | | |
|---------|------------|-------|-----|
| Project | #### | Sheet | 163 |
| Date | 12/30/2022 | | |
| Scale | 1:100 | | |

T92N
R13W
SEC16

T92N
R13W
SEC15

164

JOPLIN AVE

JOPLIN AVE

ROW 66 FT

BFOI(48)
105-106
46XD

— PLOW 934 FT 1-1/4IN CONDUIT
PLACE CLOSE TO THE WEST ROW

1819
(106)

1:100

General Notes

— PLOWED 1-1/4" HDPE CONDUIT

— BORED 1-1/4" HDPE CONDUIT

— PROPOSED DROP CONDUIT

BFOI(48) FIBER SIZE
325-348 FIBERS ROUTED IN SHEATH
24XD SPARE XTRA-DEAD IN SHEATH

HH PROPOSED HH

1000/1 CABLE ROUTE/HH NUMBER
HH SM/MED/LARGE HANDHOLE SIZE
B SPLICE FIBER SPLICE TYPE

▲ PROPOSED PED

ROW XX' RIGHT OF WAY
DISTANCE IN FEET

406-407 FIBERS TO DROPS IN HH/PED

(407) FIBER SPLICED TO RES/BUS SITE

MATERIAL LIST

| PAGE | 164 |
|-------------------------|-----|
| DESCRIPTION | QTY |
| PLOW 1-1/4IN CONDUIT | 934 |
| BORE 1-1/4IN CONDUIT | 934 |
| TRACER WIRE | 934 |
| 3/4IN ORANGE CONDUIT | |
| SIGN FOR HANDHOLE | |
| MEDIUM HANDHOLE | |
| LARGE HANDHOLE | |
| CABINET HH FOR D SPLICE | |
| A SPLICE | |
| B SPLICE | |
| D SPLICE | |
| CABINET | |

| No. | Revision/Issue | Date |
|-----|----------------|------|
| | | |



Project Name and Address

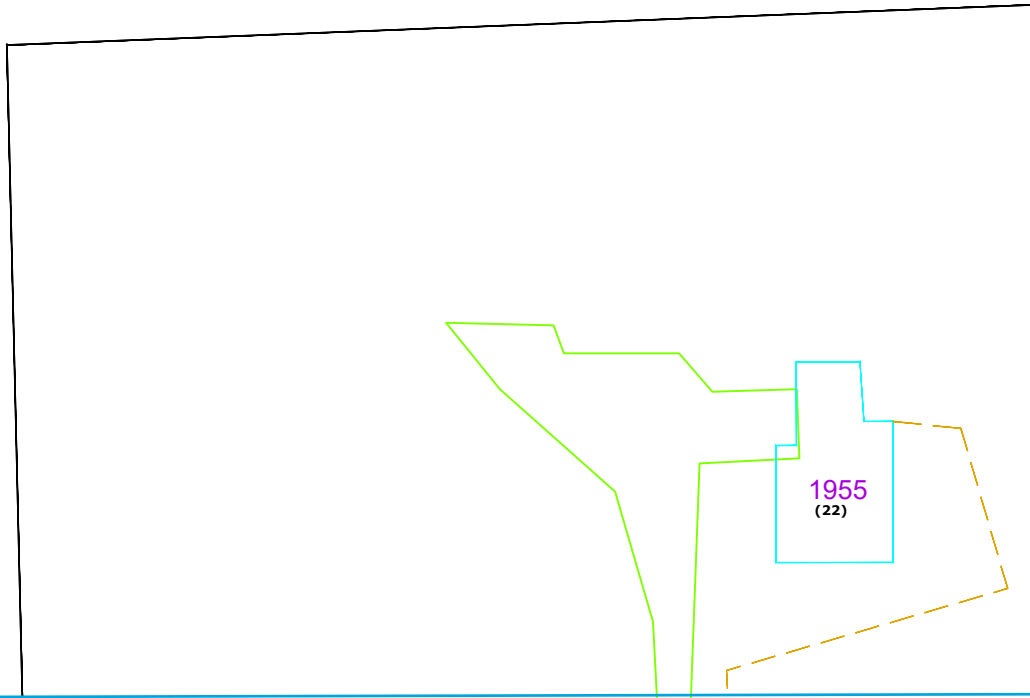
#####

| | | | |
|---------|------------|-------|-----|
| Project | #### | Sheet | 164 |
| Date | 12/30/2022 | | |
| Scale | 1:100 | | |

165

T92N
R13W
SEC15

1:100



General Notes

— PLOWED 1-1/4" HDPE CONDUIT —
— BORED 1-1/4" HDPE CONDUIT —
— PROPOSED DROP + CONDUIT —

BFOI(48) FIBER SIZE
325-348 FIBERS ROUTED IN SHEATH
24XD SPARE XTRA-DEAD IN SHEATH

HH PROPOSED HH
1000/1 CABLE ROUTE/HH NUMBER
HH SM/MED/LARGE HANDHOLE SIZE
B SPLICE FIBER SPLICE TYPE

▲ PROPOSED PED


ROW XX' RIGHT OF WAY
DISTANCE IN FEET

406-407 FIBERS TO DROPS IN HH/PED
(407) FIBER SPLICED TO RES/BUS SITE

MATERIAL LIST

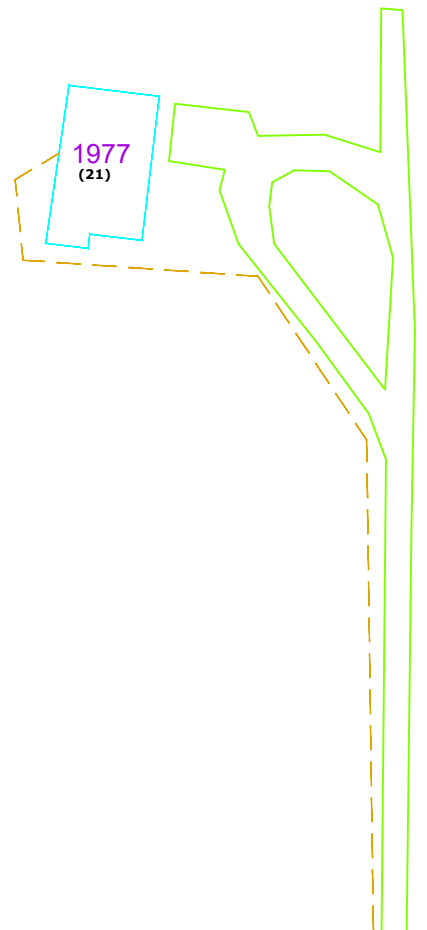
| PAGE | 165 |
|-------------------------|-----|
| DESCRIPTION | QTY |
| PLOW 1-1/4IN CONDUIT | |
| BORE 1-1/4IN CONDUIT | |
| TRACER WIRE | |
| 3/4IN ORANGE CONDUIT | |
| SIGN FOR HANDHOLE | |
| MEDIUM HANDHOLE | |
| LARGE HANDHOLE | |
| CABINET HH FOR D SPLICE | |
| A SPLICE | |
| B SPLICE | |
| D SPLICE | |
| CABINET | |

| No. | Revision/Issue | Date |
|-----|----------------|------|
| | | |
| | | |



Project Name and Address
#####

| Project | Sheet |
|---------|------------|
| ##### | 165 |
| Date | 12/30/2022 |
| Scale | 1:100 |



166

**T92N
R13W
SEC15**

1:100

General Notes

PLOWED 1-1/4" HDPE CONDUIT
 BORED 1-1/4" HDPE CONDUIT
 PROPOSED DROP CONDUIT

BFOI(48) FIBER SIZE
325-348 FIBERS ROUTED IN SHEATH
24XD SPARE XTRA-DEAD IN SHEATH

HH PROPOSED HH
1000/1 CABLE ROUTE/HH NUMBER
HH SM/MED/LARGE HANDHOLE SIZE
B SPLICE FIBER SPLICE TYPE

▲ PROPOSED PED
ROW XX' RIGHT OF WAY DISTANCE IN FEET

406-407 FIBERS TO DROPS IN HH/PED
(407) FIBER SPLICED TO RES/BUS SITE

MATERIAL LIST

| DESCRIPTION | QTY |
|-------------------------|-----|
| PAGE | 166 |
| PLOW 1-1/4IN CONDUIT | |
| BORE 1-1/4IN CONDUIT | |
| TRACER WIRE | |
| 3/4IN ORANGE CONDUIT | |
| SIGN FOR HANDHOLE | |
| MEDIUM HANDHOLE | |
| LARGE HANDHOLE | |
| CABINET HH FOR D SPLICE | |
| A SPLICE | |
| B SPLICE | |
| D SPLICE | |
| CABINET | |

| No. | Revision/Issue | Date |
|-----|----------------|------|
| | | |

Waverly Utilities

Project Name and Address

#####

| | | | |
|---------|------------|-------|-----|
| Project | ##### | Sheet | 166 |
| Date | 12/30/2022 | | |
| Scale | 1:100 | | |